

Applications of the  
Derivative

## 3.1 Concepts Review

1. continuous; closed and bounded
2. extreme
3. endpoints; stationary points; singular points
4.  $f'(c) = 0$ ;  $f'(c)$  does not exist

## Problem Set 3.1

1. Endpoints:  $-2, 4$   
Singular points: none  
Stationary points:  $0, 2$   
Critical points:  $-2, 0, 2, 4$
2. Endpoints:  $-2, 4$   
Singular points:  $2$   
Stationary points:  $0$   
Critical points:  $-2, 0, 2, 4$
3. Endpoints:  $-2, 4$   
Singular points: none  
Stationary points:  $-1, 0, 1, 2, 3$   
Critical points:  $-2, -1, 0, 1, 2, 3, 4$
4. Endpoints:  $-2, 4$   
Singular points: none  
Stationary points: none  
Critical points:  $-2, 4$
5.  $f'(x) = 2x + 4$ ;  $2x + 4 = 0$  when  $x = -2$ .  
Critical points:  $-4, -2, 0$   
 $f(-4) = 4, f(-2) = 0, f(0) = 4$   
Maximum value =  $4$ , minimum value =  $0$
6.  $h'(x) = 2x + 1$ ;  $2x + 1 = 0$  when  $x = -\frac{1}{2}$ .  
Critical points:  $-2, -\frac{1}{2}, 2$   
 $h(-2) = 2, h\left(-\frac{1}{2}\right) = -\frac{1}{4}, h(2) = 6$   
Maximum value =  $6$ , minimum value =  $-\frac{1}{4}$

$$7. \Psi'(x) = 2x + 3; 2x + 3 = 0 \text{ when } x = -\frac{3}{2}.$$

$$\text{Critical points: } -2, -\frac{3}{2}, 1$$

$$\Psi(-2) = -2, \Psi\left(-\frac{3}{2}\right) = -\frac{9}{4}, \Psi(1) = 4$$

$$\text{Maximum value} = 4, \text{ minimum value} = -\frac{9}{4}$$

$$8. G'(x) = \frac{1}{5}(6x^2 + 6x - 12) = \frac{6}{5}(x^2 + x - 2);$$

$$x^2 + x - 2 = 0 \text{ when } x = -2, 1$$

$$\text{Critical points: } -3, -2, 1, 3$$

$$G(-3) = \frac{9}{5}, G(-2) = 4, G(1) = -\frac{7}{5}, G(3) = 9$$

$$\text{Maximum value} = 9,$$

$$\text{minimum value} = -\frac{7}{5}$$

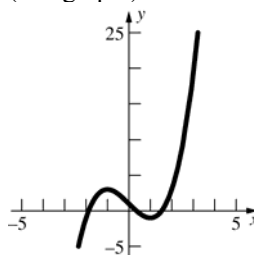
$$9. f'(x) = 3x^2 - 3; 3x^2 - 3 = 0 \text{ when } x = -1, 1.$$

$$\text{Critical points: } -1, 1$$

$$f(-1) = 3, f(1) = -1$$

$$\text{No maximum value, minimum value} = -1$$

(See graph.)



$$10. f'(x) = 3x^2 - 3; 3x^2 - 3 = 0 \text{ when } x = -1, 1.$$

$$\text{Critical points: } -\frac{3}{2}, -1, 1, 3$$

$$f\left(-\frac{3}{2}\right) = \frac{17}{8}, f(-1) = 3, f(1) = -1, f(3) = 19$$

$$\text{Maximum value} = 19, \text{ minimum value} = -1$$

11.  $h'(r) = -\frac{1}{r^2}$ ;  $h'(r)$  is never 0;  $h'(r)$  is not defined

when  $r = 0$ , but  $r = 0$  is not in the domain on  $[-1, 3]$  since  $h(0)$  is not defined.

Critical points:  $-1, 3$

Note that  $\lim_{x \rightarrow 0^-} h(r) = -\infty$  and  $\lim_{x \rightarrow 0^+} h(x) = \infty$ .

No maximum value, no minimum value.

12.  $g'(x) = -\frac{2x}{(1+x^2)^2}$ ;  $-\frac{2x}{(1+x^2)^2} = 0$  when  $x = 0$

Critical points:  $-3, 0, 1$

$$g(-3) = \frac{1}{10}, g(0) = 1, g(1) = \frac{1}{2}$$

Maximum value = 1, minimum value =  $\frac{1}{10}$

13.  $f'(x) = 4x^3 - 4x$

$$= 4x(x^2 - 1)$$

$$= 4x(x-1)(x+1)$$

$$4x(x-1)(x+1) = 0 \text{ when } x = 0, 1, -1.$$

Critical points:  $-2, -1, 0, 1, 2$

$$f(-2) = 10; f(-1) = 1; f(0) = 2; f(1) = 1;$$

$$f(2) = 10$$

Maximum value: 10

Minimum value: 1

14.  $f'(x) = 5x^4 - 25x^2 + 20$

$$= 5(x^4 - 5x^2 + 4)$$

$$= 5(x^2 - 4)(x^2 - 1)$$

$$= 5(x-2)(x+2)(x-1)(x+1)$$

$$5(x-2)(x+2)(x-1)(x+1) = 0 \text{ when}$$

$$x = -2, -1, 1, 2$$

Critical points:  $-3, -2, -1, 1, 2$

$$f(-3) = -79; f(-2) = -\frac{19}{3}; f(-1) = -\frac{41}{3};$$

$$f(1) = \frac{35}{3}; f(2) = \frac{13}{3}$$

Maximum value:  $\frac{35}{3}$

Minimum value:  $-79$

15.  $g'(x) = -\frac{2x}{(1+x^2)^2}$ ;  $-\frac{2x}{(1+x^2)^2} = 0$  when  $x = 0$ .

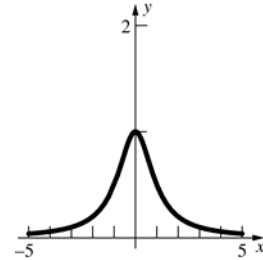
Critical point: 0

$$g(0) = 1$$

As  $x \rightarrow \infty$ ,  $g(x) \rightarrow 0^+$ ; as  $x \rightarrow -\infty$ ,  $g(x) \rightarrow 0^+$ .

Maximum value = 1, no minimum value

(See graph.)



16.  $f'(x) = \frac{1-x^2}{(1+x^2)^2}$ ;

$$\frac{1-x^2}{(1+x^2)^2} = 0 \text{ when } x = -1, 1$$

Critical points:  $-1, 1, 4$

$$f(-1) = -\frac{1}{2}, f(1) = \frac{1}{2}, f(4) = \frac{4}{17}$$

Maximum value =  $\frac{1}{2}$ ,

minimum value =  $-\frac{1}{2}$

17.  $r'(\theta) = \cos \theta$ ;  $\cos \theta = 0$  when  $\theta = \frac{\pi}{2} + k\pi$

Critical points:  $-\frac{\pi}{4}, \frac{\pi}{6}$

$$r\left(-\frac{\pi}{4}\right) = -\frac{1}{\sqrt{2}}, r\left(\frac{\pi}{6}\right) = \frac{1}{2}$$

Maximum value =  $\frac{1}{2}$ , minimum value =  $-\frac{1}{\sqrt{2}}$

18.  $s'(t) = \cos t + \sin t$ ;  $\cos t + \sin t = 0$  when

$$\tan t = -1 \text{ or } t = -\frac{\pi}{4} + k\pi.$$

Critical points:  $0, \frac{3\pi}{4}, \pi$

$$s(0) = -1, s\left(\frac{3\pi}{4}\right) = \sqrt{2}, s(\pi) = 1.$$

Maximum value =  $\sqrt{2}$ ,

minimum value =  $-1$

19.  $a'(x) = \frac{x-1}{|x-1|}$ ;  $a'(x)$  does not exist when  $x = 1$ .

Critical points: 0, 1, 3

$a(0) = 1, a(1) = 0, a(3) = 2$

Maximum value = 2, minimum value = 0

20.  $f'(s) = \frac{3(3s-2)}{|3s-2|}$ ;  $f'(s)$  does not exist when  $s = \frac{2}{3}$ .

Critical points:  $-1, \frac{2}{3}, 4$

$f(-1) = 5, f\left(\frac{2}{3}\right) = 0, f(4) = 10$

Maximum value = 10, minimum value = 0

21.  $g'(x) = \frac{1}{3x^{2/3}}$ ;  $f'(x)$  does not exist when  $x = 0$ .

Critical points: -1, 0, 27

$g(-1) = -1, g(0) = 0, g(27) = 3$

Maximum value = 3, minimum value = -1

22.  $s'(t) = \frac{2}{5t^{3/5}}$ ;  $s'(t)$  does not exist when  $t = 0$ .

Critical points: -1, 0, 32

$s(-1) = 1, s(0) = 0, s(32) = 4$

Maximum value = 4, minimum value = 0

23.  $H'(t) = -\sin t$

$-\sin t = 0$  when

$t = 0, \pi, 2\pi, 3\pi, 4\pi, 5\pi, 6\pi, 7\pi, 8\pi$

Critical points:  $0, \pi, 2\pi, 3\pi, 4\pi, 5\pi, 6\pi, 7\pi, 8\pi$

$H(0) = 1; H(\pi) = -1; H(2\pi) = 1;$

$H(3\pi) = -1; H(4\pi) = 1; H(5\pi) = -1;$

$H(6\pi) = 1; H(7\pi) = -1; H(8\pi) = 1$

Maximum value: 1

Minimum value: -1

24.  $g'(x) = 1 - 2\cos x$

$1 - 2\cos x = 0 \rightarrow \cos x = \frac{1}{2}$  when

$x = -\frac{5\pi}{3}, -\frac{\pi}{3}, \frac{\pi}{3}, \frac{5\pi}{3}$

Critical points:  $-2\pi, -\frac{5\pi}{3}, -\frac{\pi}{3}, \frac{\pi}{3}, \frac{5\pi}{3}, 2\pi$

$g(-2\pi) = -2\pi; g\left(-\frac{5\pi}{3}\right) = -\frac{5\pi}{3} - \sqrt{3};$

$g\left(-\frac{\pi}{3}\right) = -\frac{\pi}{3} + \sqrt{3}; g\left(\frac{\pi}{3}\right) = \frac{\pi}{3} - \sqrt{3};$

$g\left(\frac{5\pi}{3}\right) = \frac{5\pi}{3} + \sqrt{3}; g(2\pi) = 2\pi$

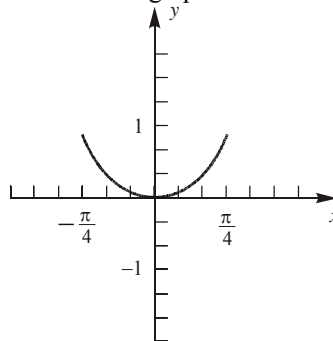
Maximum value:  $\frac{5\pi}{3} + \sqrt{3}$

Minimum value:  $-\frac{5\pi}{3} - \sqrt{3}$

25.  $g'(\theta) = \theta^2 (\sec \theta \tan \theta) + 2\theta \sec \theta$   
 $= \theta \sec \theta (\theta \tan \theta + 2)$

$\theta \sec \theta (\theta \tan \theta + 2) = 0$  when  $\theta = 0$ .

Consider the graph:



Critical points:  $-\frac{\pi}{4}, 0, \frac{\pi}{4}$

$g\left(-\frac{\pi}{4}\right) = \frac{\pi^2 \sqrt{2}}{16}; g(0) = 0; g\left(\frac{\pi}{4}\right) = \frac{\pi^2 \sqrt{2}}{16}$

Maximum value:  $\frac{\pi^2 \sqrt{2}}{16}$ ; Minimum value: 0

26.  $h'(t) = \frac{(2+t)\left(\frac{5}{3}t^{2/3}\right) - t^{5/3}(1)}{(2+t)^2}$   
 $= \frac{t^{2/3}\left(\frac{5}{3}(2+t) - t\right)}{(2+t)^2} = \frac{t^{2/3}\left(\frac{10}{3} + \frac{2}{3}t\right)}{(2+t)^2}$   
 $= \frac{2t^{2/3}(t+5)}{3(2+t)^2}$

$h'(t)$  is undefined when  $t = -2$  and  $h'(t) = 0$  when  $t = 0$  or  $t = -5$ . Since  $-5$  is not in the interval of interest, it is not a critical point.

Critical points: -1, 0, 8

$h(-1) = -1; h(0) = 0; h(8) = \frac{16}{5}$

Maximum value:  $\frac{16}{5}$ ; Minimum value: -1

27. a.  $f'(x) = 3x^2 - 12x + 1; 3x^2 - 12x + 1 = 0$

when  $x = 2 - \frac{\sqrt{33}}{3}$  and  $x = 2 + \frac{\sqrt{33}}{3}$ .

Critical points:  $-1, 2 - \frac{\sqrt{33}}{3}, 2 + \frac{\sqrt{33}}{3}, 5$

$f(-1) = -6, f\left(2 - \frac{\sqrt{33}}{3}\right) \approx 2.04,$

$f\left(2 + \frac{\sqrt{33}}{3}\right) \approx -26.04, f(5) = -18$

Maximum value  $\approx 2.04$ ;  
 minimum value  $\approx -26.04$

b.  $g'(x) = \frac{(x^3 - 6x^2 + x + 2)(3x^2 - 12x + 1)}{|x^3 - 6x^2 + x + 2|};$

$g'(x) = 0$  when  $x = 2 - \frac{\sqrt{33}}{3}$  and

$x = 2 + \frac{\sqrt{33}}{3}$ .  $g'(x)$  does not exist when

$f(x) = 0$ ; on  $[-1, 5]$ ,  $f(x) = 0$  when  
 $x \approx -0.4836$  and  $x \approx 0.7172$

Critical points:  $-1, -0.4836, 2 - \frac{\sqrt{33}}{3},$

$0.7172, 2 + \frac{\sqrt{33}}{3}, 5$

$g(-1) = 6, g(-0.4836) = 0,$

$g\left(2 - \frac{\sqrt{33}}{3}\right) \approx 2.04, g(0.7172) = 0,$

$g\left(2 + \frac{\sqrt{33}}{3}\right) \approx 26.04, g(5) = 18$

Maximum value  $\approx 26.04,$   
 minimum value  $= 0$

28. a.  $f'(x) = x \cos x$ ; on  $[-1, 5]$ ,  $x \cos x = 0$  when

$x = 0, x = \frac{\pi}{2}, x = \frac{3\pi}{2}$

Critical points:  $-1, 0, \frac{\pi}{2}, \frac{3\pi}{2}, 5$

$f(-1) \approx 3.38, f(0) = 3, f\left(\frac{\pi}{2}\right) \approx 3.57,$

$f\left(\frac{3\pi}{2}\right) \approx -2.71, f(5) \approx -2.51$

Maximum value  $\approx 3.57,$   
 minimum value  $\approx -2.71$

b.  $g'(x) = \frac{(\cos x + x \sin x + 2)(x \cos x)}{|\cos x + x \sin x + 2|};$

$g'(x) = 0$  when  $x = 0, x = \frac{\pi}{2}, x = \frac{3\pi}{2}$

$g'(x)$  does not exist when  $f(x) = 0$ ;

on  $[-1, 5]$ ,  $f(x) = 0$  when  $x \approx 3.45$

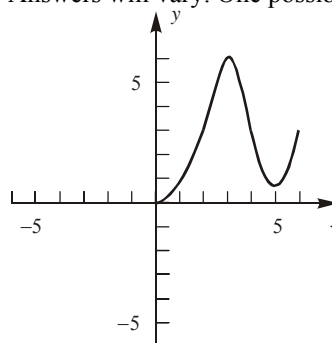
Critical points:  $-1, 0, \frac{\pi}{2}, 3.45, \frac{3\pi}{2}, 5$

$g(-1) \approx 3.38, g(0) = 3, g\left(\frac{\pi}{2}\right) \approx 3.57,$

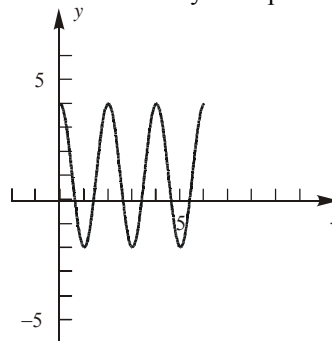
$g(3.45) = 0, g\left(\frac{3\pi}{2}\right) \approx 2.71, g(5) \approx 2.51$

Maximum value  $\approx 3.57;$   
 minimum value  $= 0$

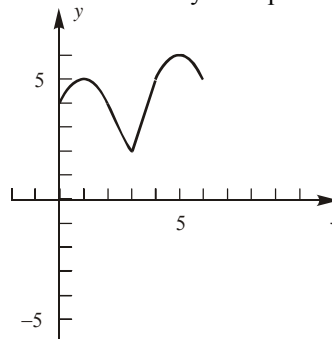
29. Answers will vary. One possibility:



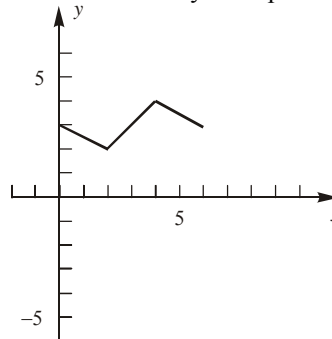
30. Answers will vary. One possibility:



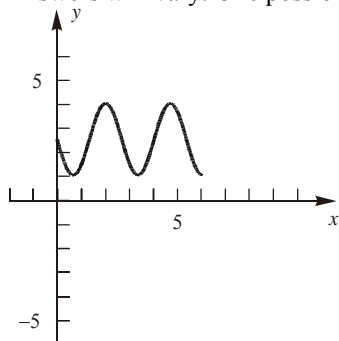
31. Answers will vary. One possibility:



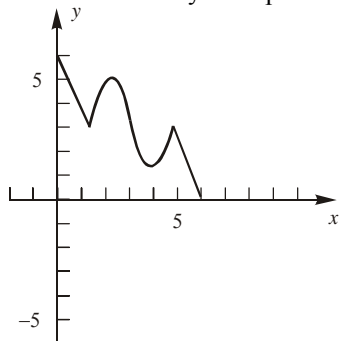
32. Answers will vary. One possibility:



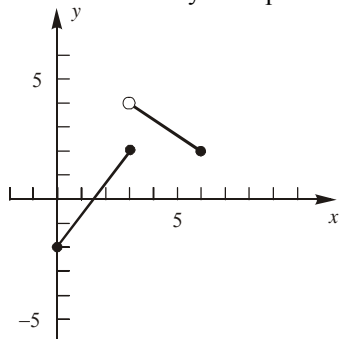
33. Answers will vary. One possibility:



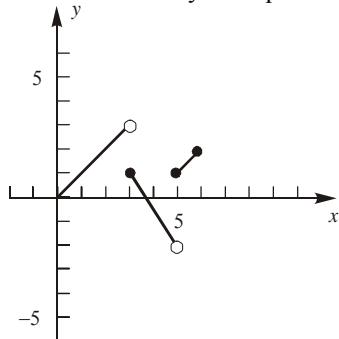
34. Answers will vary. One possibility:



35. Answers will vary. One possibility:



36. Answers will vary. One possibility:



## 3.2 Concepts Review

1. Increasing; concave up
2.  $f'(x) > 0$ ;  $f''(x) < 0$
3. An inflection point
4.  $f''(c) = 0$ ;  $f''(c)$  does not exist.

## Problem Set 3.2

1.  $f'(x) = 3$ ;  $3 > 0$  for all  $x$ .  $f(x)$  is increasing for all  $x$ .
2.  $g'(x) = 2x - 1$ ;  $2x - 1 > 0$  when  $x > \frac{1}{2}$ .  $g(x)$  is increasing on  $\left[\frac{1}{2}, \infty\right)$  and decreasing on  $\left(-\infty, \frac{1}{2}\right]$ .
3.  $h'(t) = 2t + 2$ ;  $2t + 2 > 0$  when  $t > -1$ .  $h(t)$  is increasing on  $[-1, \infty)$  and decreasing on  $(-\infty, -1]$ .
4.  $f'(x) = 3x^2$ ;  $3x^2 > 0$  for  $x \neq 0$ .  $f(x)$  is increasing for all  $x$ .
5.  $G'(x) = 6x^2 - 18x + 12 = 6(x - 2)(x - 1)$   
Split the  $x$ -axis into the intervals  $(-\infty, 1)$ ,  $(1, 2)$ ,  $(2, \infty)$ .  
Test points:  $x = 0, \frac{3}{2}, 3$ ;  $G'(0) = 12$ ,  $G'\left(\frac{3}{2}\right) = -\frac{3}{2}$ ,  
 $G'(3) = 12$   
 $G(x)$  is increasing on  $(-\infty, 1] \cup [2, \infty)$  and decreasing on  $[1, 2]$ .
6.  $f'(t) = 3t^2 + 6t = 3t(t + 2)$   
Split the  $x$ -axis into the intervals  $(-\infty, -2)$ ,  $(-2, 0)$ ,  $(0, \infty)$ .  
Test points:  $t = -3, -1, 1$ ;  $f'(-3) = 9$ ,  
 $f'(-1) = -3$ ,  $f'(1) = 9$   
 $f(t)$  is increasing on  $(-\infty, -2] \cup [0, \infty)$  and decreasing on  $[-2, 0]$ .
7.  $h'(z) = z^3 - 2z^2 = z^2(z - 2)$   
Split the  $x$ -axis into the intervals  $(-\infty, 0)$ ,  $(0, 2)$ ,  $(2, \infty)$ .  
Test points:  $z = -1, 1, 3$ ;  $h'(-1) = -3$ ,  $h'(1) = -1$ ,  
 $h'(3) = 9$   
 $h(z)$  is increasing on  $[2, \infty)$  and decreasing on  $(-\infty, 2]$ .

$$8. f'(x) = \frac{2-x}{x^3}$$

Split the  $x$ -axis into the intervals  $(-\infty, 0)$ ,  $(0, 2)$ ,  $(2, \infty)$ .

Test points:  $-1, 1, 3$ ;  $f'(-1) = -3$ ,  $f'(1) = 1$ ,

$$f'(3) = -\frac{1}{27}$$

$f(x)$  is increasing on  $(0, 2]$  and decreasing on  $(-\infty, 0) \cup [2, \infty)$ .

$$9. H'(t) = \cos t; H'(t) > 0 \text{ when } 0 \leq t < \frac{\pi}{2} \text{ and}$$

$$\frac{3\pi}{2} < t \leq 2\pi.$$

$H(t)$  is increasing on  $\left[0, \frac{\pi}{2}\right] \cup \left[\frac{3\pi}{2}, 2\pi\right]$  and

decreasing on  $\left[\frac{\pi}{2}, \frac{3\pi}{2}\right]$ .

$$10. R'(\theta) = -2\cos\theta\sin\theta; R'(\theta) > 0 \text{ when } \frac{\pi}{2} < \theta < \pi$$

$$\text{and } \frac{3\pi}{2} < \theta < 2\pi.$$

$R(\theta)$  is increasing on  $\left[\frac{\pi}{2}, \pi\right] \cup \left[\frac{3\pi}{2}, 2\pi\right]$  and

decreasing on  $\left[0, \frac{\pi}{2}\right] \cup \left[\pi, \frac{3\pi}{2}\right]$ .

$$11. f''(x) = 2; 2 > 0 \text{ for all } x. f(x) \text{ is concave up for all } x; \text{ no inflection points.}$$

$$12. G''(w) = 2; 2 > 0 \text{ for all } w. G(w) \text{ is concave up for all } w; \text{ no inflection points.}$$

$$13. T''(t) = 18t; 18t > 0 \text{ when } t > 0. T(t) \text{ is concave up on } (0, \infty) \text{ and concave down on } (-\infty, 0); (0, 0) \text{ is the only inflection point.}$$

$$14. f''(z) = 2 - \frac{6}{z^4} = \frac{2}{z^4}(z^4 - 3); z^4 - 3 > 0 \text{ for } z < -\sqrt[4]{3} \text{ and } z > \sqrt[4]{3}.$$

$f(z)$  is concave up on  $(-\infty, -\sqrt[4]{3}) \cup (\sqrt[4]{3}, \infty)$  and concave down on  $(-\sqrt[4]{3}, 0) \cup (0, \sqrt[4]{3})$ ; inflection points are  $\left(-\sqrt[4]{3}, \sqrt[4]{3} - \frac{1}{\sqrt[4]{3}}\right)$  and  $\left(\sqrt[4]{3}, \sqrt[4]{3} - \frac{1}{\sqrt[4]{3}}\right)$ .

$$15. q''(x) = 12x^2 - 36x - 48; q''(x) > 0 \text{ when } x < -1 \text{ and } x > 4.$$

$q(x)$  is concave up on  $(-\infty, -1) \cup (4, \infty)$  and concave down on  $(-1, 4)$ ; inflection points are  $(-1, -19)$  and  $(4, -499)$ .

$$16. f''(x) = 12x^2 + 48x = 12x(x+4); f''(x) > 0 \text{ when } x < -4 \text{ and } x > 0.$$

$f(x)$  is concave up on  $(-\infty, -4) \cup (0, \infty)$  and concave down on  $(-4, 0)$ ; inflection points are  $(-4, -258)$  and  $(0, -2)$ .

$$17. F''(x) = 2\sin^2 x - 2\cos^2 x + 4 = 6 - 4\cos^2 x;$$

$$6 - 4\cos^2 x > 0 \text{ for all } x \text{ since } 0 \leq \cos^2 x \leq 1.$$

$F(x)$  is concave up for all  $x$ ; no inflection points.

$$18. G''(x) = 48 + 24\cos^2 x - 24\sin^2 x$$

$$= 24 + 48\cos^2 x; 24 + 48\cos^2 x > 0 \text{ for all } x.$$

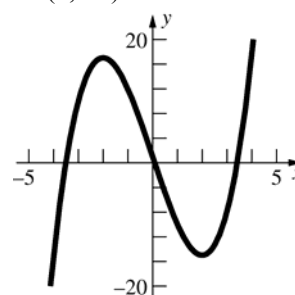
$G(x)$  is concave up for all  $x$ ; no inflection points.

$$19. f'(x) = 3x^2 - 12; 3x^2 - 12 > 0 \text{ when}$$

$$x < -2 \text{ or } x > 2.$$

$f(x)$  is increasing on  $(-\infty, -2] \cup [2, \infty)$  and decreasing on  $[-2, 2]$ .

$f''(x) = 6x$ ;  $6x > 0$  when  $x > 0$ .  $f(x)$  is concave up on  $(0, \infty)$  and concave down on  $(-\infty, 0)$ .



$$20. g'(x) = 12x^2 - 6x - 6 = 6(2x+1)(x-1); g'(x) > 0$$

when  $x < -\frac{1}{2}$  or  $x > 1$ .  $g(x)$  is increasing on

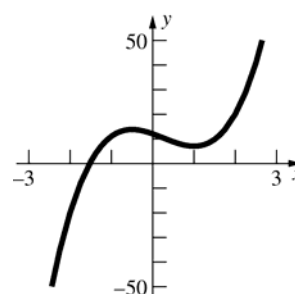
$$\left(-\infty, -\frac{1}{2}\right] \cup [1, \infty) \text{ and decreasing on } \left[-\frac{1}{2}, 1\right].$$

$$g''(x) = 24x - 6 = 6(4x - 1); g''(x) > 0 \text{ when}$$

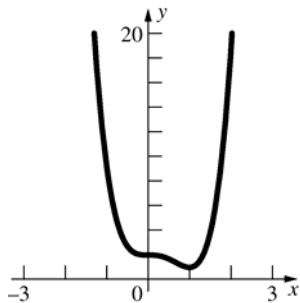
$$x > \frac{1}{4}.$$

$g(x)$  is concave up on  $\left(\frac{1}{4}, \infty\right)$  and concave down

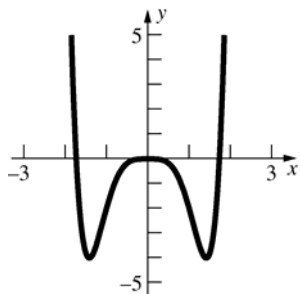
on  $\left(-\infty, \frac{1}{4}\right)$ .



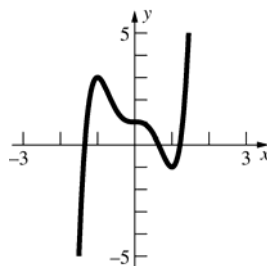
21.  $g'(x) = 12x^3 - 12x^2 = 12x^2(x-1)$ ;  $g'(x) > 0$  when  $x > 1$ .  $g(x)$  is increasing on  $[1, \infty)$  and decreasing on  $(-\infty, 1]$ .  
 $g''(x) = 36x^2 - 24x = 12x(3x-2)$ ;  $g''(x) > 0$  when  $x < 0$  or  $x > \frac{2}{3}$ .  $g(x)$  is concave up on  $(-\infty, 0) \cup \left(\frac{2}{3}, \infty\right)$  and concave down on  $\left(0, \frac{2}{3}\right)$ .



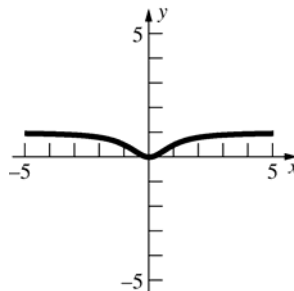
22.  $F'(x) = 6x^5 - 12x^3 = 6x^3(x^2 - 2)$   
 Split the  $x$ -axis into the intervals  $(-\infty, -\sqrt{2})$ ,  $(-\sqrt{2}, 0)$ ,  $(0, \sqrt{2})$ ,  $(\sqrt{2}, \infty)$ .  
 Test points:  $x = -2, -1, 1, 2$ ;  $F'(-2) = -96$ ,  $F'(-1) = 6$ ,  $F'(1) = -6$ ,  $F'(2) = 96$   
 $F(x)$  is increasing on  $[-\sqrt{2}, 0] \cup [\sqrt{2}, \infty)$  and decreasing on  $(-\infty, -\sqrt{2}] \cup [0, \sqrt{2}]$   
 $F''(x) = 30x^4 - 36x^2 = 6x^2(5x^2 - 6)$ ;  $5x^2 - 6 > 0$  when  $x < -\sqrt{\frac{6}{5}}$  or  $x > \sqrt{\frac{6}{5}}$ .  
 $F(x)$  is concave up on  $(-\infty, -\sqrt{\frac{6}{5}}) \cup \left(\sqrt{\frac{6}{5}}, \infty\right)$  and concave down on  $\left(-\sqrt{\frac{6}{5}}, \sqrt{\frac{6}{5}}\right)$ .



23.  $G'(x) = 15x^4 - 15x^2 = 15x^2(x^2 - 1)$ ;  $G'(x) > 0$  when  $x < -1$  or  $x > 1$ .  $G(x)$  is increasing on  $(-\infty, -1] \cup [1, \infty)$  and decreasing on  $[-1, 1]$ .  
 $G''(x) = 60x^3 - 30x = 30x(2x^2 - 1)$ ;  
 Split the  $x$ -axis into the intervals  $(-\infty, -\frac{1}{\sqrt{2}})$ ,  $(-\frac{1}{\sqrt{2}}, 0)$ ,  $(0, \frac{1}{\sqrt{2}})$ ,  $(\frac{1}{\sqrt{2}}, \infty)$ .  
 Test points:  $x = -1, -\frac{1}{2}, \frac{1}{2}, 1$ ;  $G''(-1) = -30$ ,  $G''(-\frac{1}{2}) = \frac{15}{2}$ ,  $G''(\frac{1}{2}) = -\frac{15}{2}$ ,  $G''(1) = 30$ .  
 $G(x)$  is concave up on  $(-\frac{1}{\sqrt{2}}, 0) \cup (\frac{1}{\sqrt{2}}, \infty)$  and concave down on  $(-\infty, -\frac{1}{\sqrt{2}}) \cup (0, \frac{1}{\sqrt{2}})$ .



24.  $H'(x) = \frac{2x}{(x^2 + 1)^2}$ ;  $H'(x) > 0$  when  $x > 0$ .  
 $H(x)$  is increasing on  $[0, \infty)$  and decreasing on  $(-\infty, 0]$ .  
 $H''(x) = \frac{2(1-3x^2)}{(x^2 + 1)^3}$ ;  $H''(x) > 0$  when  $-\frac{1}{\sqrt{3}} < x < \frac{1}{\sqrt{3}}$ .  
 $H(x)$  is concave up on  $(-\frac{1}{\sqrt{3}}, \frac{1}{\sqrt{3}})$  and concave down on  $(-\infty, -\frac{1}{\sqrt{3}}) \cup (\frac{1}{\sqrt{3}}, \infty)$ .



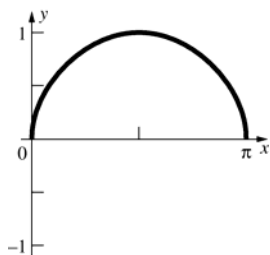
25.  $f'(x) = \frac{\cos x}{2\sqrt{\sin x}}$ ;  $f'(x) > 0$  when  $0 < x < \frac{\pi}{2}$ .  $f(x)$

is increasing on  $\left[0, \frac{\pi}{2}\right]$  and decreasing on

$$\left[\frac{\pi}{2}, \pi\right].$$

$$f''(x) = \frac{-\cos^2 x - 2\sin^2 x}{4\sin^{3/2} x}; f''(x) < 0 \text{ for all } x \text{ in}$$

$(0, \infty)$ .  $f(x)$  is concave down on  $(0, \pi)$ .



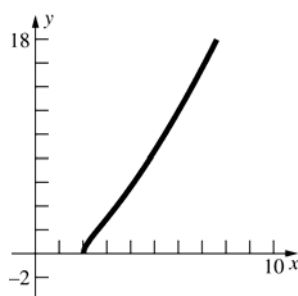
26.  $g'(x) = \frac{3x-4}{2\sqrt{x-2}}$ ;  $3x-4 > 0$  when  $x > \frac{4}{3}$ .

$g(x)$  is increasing on  $[2, \infty)$ .

$$g''(x) = \frac{3x-8}{4(x-2)^{3/2}}; 3x-8 > 0 \text{ when } x > \frac{8}{3}.$$

$g(x)$  is concave up on  $\left(\frac{8}{3}, \infty\right)$  and concave down

on  $\left(2, \frac{8}{3}\right)$ .



27.  $f'(x) = \frac{2-5x}{3x^{1/3}}$ ;  $2-5x > 0$  when  $x < \frac{2}{5}$ ,  $f'(x)$

does not exist at  $x = 0$ .

Split the  $x$ -axis into the intervals  $(-\infty, 0)$ ,

$$\left(0, \frac{2}{5}\right), \left(\frac{2}{5}, \infty\right).$$

$$\text{Test points: } -1, \frac{1}{5}, 1; f'(-1) = -\frac{7}{3},$$

$$f'\left(\frac{1}{5}\right) = \frac{\sqrt[3]{5}}{3}, f'(1) = -1.$$

$f(x)$  is increasing on  $\left[0, \frac{2}{5}\right]$  and decreasing on

$$(-\infty, 0] \cup \left[\frac{2}{5}, \infty\right).$$

$$f''(x) = \frac{-2(5x+1)}{9x^{4/3}}; -2(5x+1) > 0 \text{ when}$$

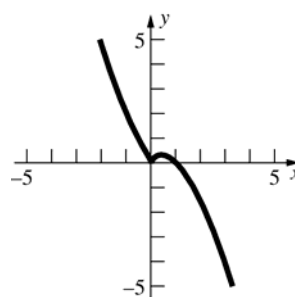
$$x < -\frac{1}{5}, f''(x) \text{ does not exist at } x = 0.$$

$$\text{Test points: } -1, -\frac{1}{10}, 1; f''(-1) = \frac{8}{9},$$

$$f''\left(-\frac{1}{10}\right) = -\frac{10^{4/3}}{9}, f''(1) = -\frac{4}{3}.$$

$f(x)$  is concave up on  $\left(-\infty, -\frac{1}{5}\right)$  and concave

down on  $\left(-\frac{1}{5}, 0\right) \cup (0, \infty)$ .



28.  $g'(x) = \frac{4(x+2)}{3x^{2/3}}$ ;  $x+2 > 0$  when  $x > -2$ ,  $g'(x)$

does not exist at  $x = 0$ .

Split the  $x$ -axis into the intervals  $(-\infty, -2)$ ,  $(-2, 0)$ ,  $(0, \infty)$ .

$$\text{Test points: } -3, -1, 1; g'(-3) = -\frac{4}{3^{5/3}},$$

$$g'(-1) = \frac{4}{3}, g'(1) = 4.$$

$g(x)$  is increasing on  $[-2, \infty)$  and decreasing on  $(-\infty, -2]$ .

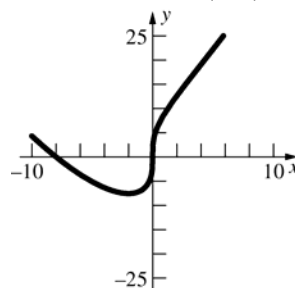
$$g''(x) = \frac{4(x-4)}{9x^{5/3}}; x-4 > 0 \text{ when } x > 4, g''(x)$$

does not exist at  $x = 0$ .

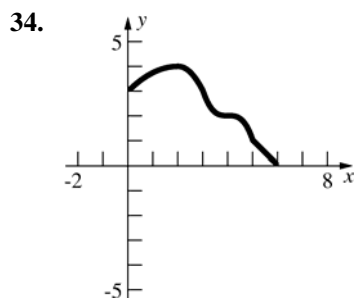
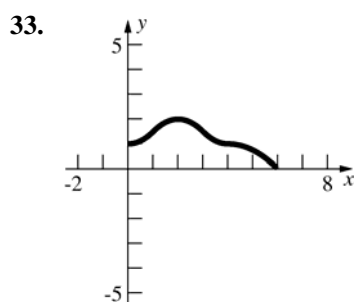
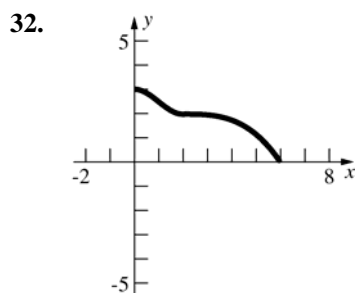
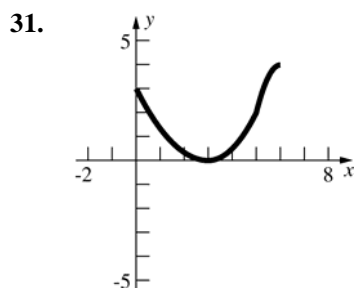
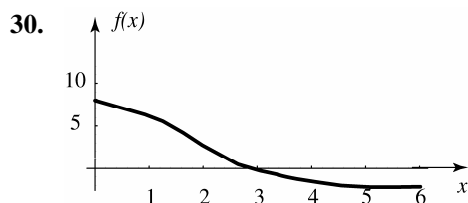
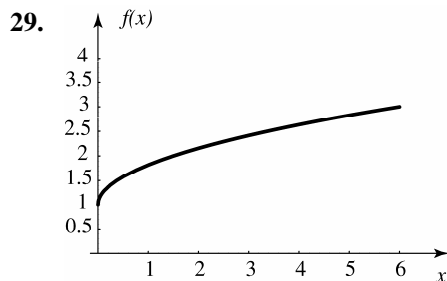
$$\text{Test points: } -1, 1, 5; g''(-1) = \frac{20}{9},$$

$$g''(1) = -\frac{4}{3}, g''(5) = \frac{4}{9(5)^{5/3}}.$$

$g(x)$  is concave up on  $(-\infty, 0) \cup (4, \infty)$  and concave down on  $(0, 4)$ .







35.  $f(x) = ax^2 + bx + c$ ;  $f'(x) = 2ax + b$ ;  
 $f''(x) = 2a$   
 An inflection point would occur where  $f''(x) = 0$ , or  $2a = 0$ . This would only occur when  $a = 0$ , but if  $a = 0$ , the equation is not quadratic. Thus, quadratic functions have no points of inflection.

36.  $f(x) = ax^3 + bx^2 + cx + d$ ;  
 $f'(x) = 3ax^2 + 2bx + c$ ;  $f''(x) = 6ax + 2b$   
 An inflection point occurs where  $f''(x) = 0$ , or  $6ax + 2b = 0$ .  
 The function will have an inflection point at  $x = -\frac{b}{3a}$ ,  $a \neq 0$ .

37. Suppose that there are points  $x_1$  and  $x_2$  in  $I$  where  $f'(x_1) > 0$  and  $f'(x_2) < 0$ . Since  $f'$  is continuous on  $I$ , the Intermediate Value Theorem says that there is some number  $c$  between  $x_1$  and  $x_2$  such that  $f'(c) = 0$ , which is a contradiction. Thus, either  $f'(x) > 0$  for all  $x$  in  $I$  and  $f$  is increasing throughout  $I$  or  $f'(x) < 0$  for all  $x$  in  $I$  and  $f$  is decreasing throughout  $I$ .

38. Since  $x^2 + 1 = 0$  has no real solutions,  $f'(x)$  exists and is continuous everywhere.  
 $x^2 - x + 1 = 0$  has no real solutions.  $x^2 - x + 1 > 0$  and  $x^2 + 1 > 0$  for all  $x$ , so  $f'(x) > 0$  for all  $x$ . Thus  $f$  is increasing everywhere.

39. a. Let  $f(x) = x^2$  and let  $I = [0, a]$ ,  $a > y$ .  
 $f'(x) = 2x > 0$  on  $I$ . Therefore,  $f(x)$  is increasing on  $I$ , so  $f(x) < f(y)$  for  $x < y$ .

- b. Let  $f(x) = \sqrt{x}$  and let  $I = [0, a]$ ,  $a > y$ .  
 $f'(x) = \frac{1}{2\sqrt{x}} > 0$  on  $I$ . Therefore,  $f(x)$  is increasing on  $I$ , so  $f(x) < f(y)$  for  $x < y$ .

- c. Let  $f(x) = \frac{1}{x}$  and let  $I = [0, a]$ ,  $a > y$ .  
 $f'(x) = -\frac{1}{x^2} < 0$  on  $I$ . Therefore  $f(x)$  is decreasing on  $I$ , so  $f(x) > f(y)$  for  $x < y$ .

40.  $f'(x) = 3ax^2 + 2bx + c$   
 In order for  $f(x)$  to always be increasing,  $a$ ,  $b$ , and  $c$  must meet the condition  $3ax^2 + 2bx + c > 0$  for all  $x$ . More specifically,  $a > 0$  and  $b^2 - 3ac < 0$ .

41.  $f''(x) = \frac{3b-ax}{4x^{5/2}}$ . If  $(4, 13)$  is an inflection point then  $13 = 2a + \frac{b}{2}$  and  $\frac{3b-4a}{4 \cdot 32} = 0$ . Solving these equations simultaneously,  $a = \frac{39}{8}$  and  $b = \frac{13}{2}$ .

42.  $f(x) = a(x-r_1)(x-r_2)(x-r_3)$   
 $f'(x) = a[(x-r_1)(2x-r_2-r_3) + (x-r_2)(x-r_3)]$   
 $f'(x) = a[3x^2 - 2x(r_1+r_2+r_3) + r_1r_2 + r_2r_3 + r_1r_3]$   
 $f''(x) = a[6x - 2(r_1+r_2+r_3)]$   
 $a[6x - 2(r_1+r_2+r_3)] = 0$   
 $6x = 2(r_1+r_2+r_3); x = \frac{r_1+r_2+r_3}{3}$

43. a.  $[f(x) + g(x)]' = f'(x) + g'(x)$ .  
 Since  $f'(x) > 0$  and  $g'(x) > 0$  for all  $x$ ,  
 $f'(x) + g'(x) > 0$  for all  $x$ . No additional conditions are needed.

b.  $[f(x) \cdot g(x)]' = f(x)g'(x) + f'(x)g(x)$ .  
 $f(x)g'(x) + f'(x)g(x) > 0$  if  
 $f(x) > -\frac{f'(x)}{g'(x)}g(x)$  for all  $x$ .

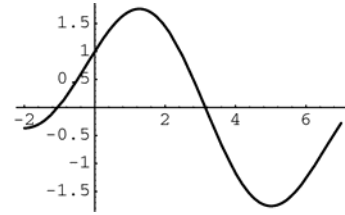
- c.  $[f(g(x))]' = f'(g(x))g'(x)$ .  
 Since  $f'(x) > 0$  and  $g'(x) > 0$  for all  $x$ ,  
 $f'(g(x))g'(x) > 0$  for all  $x$ . No additional conditions are needed.

44. a.  $[f(x) + g(x)]'' = f''(x) + g''(x)$ .  
 Since  $f''(x) > 0$  and  $g'' > 0$  for all  $x$ ,  
 $f''(x) + g''(x) > 0$  for all  $x$ . No additional conditions are needed.

b.  $[f(x) \cdot g(x)]'' = [f(x)g'(x) + f'(x)g(x)]'$   
 $= f(x)g''(x) + f''(x)g(x) + 2f'(x)g'(x)$ .  
 The additional condition is that  
 $f(x)g''(x) + f''(x)g(x) + 2f'(x)g'(x) > 0$   
 for all  $x$  is needed.

c.  $[f(g(x))]' = [f'(g(x))g'(x)]'$   
 $= f'(g(x))g''(x) + f''(g(x))[g'(x)]^2$ .  
 The additional condition is that  
 $f'(g(x)) > -\frac{f''(g(x))[g'(x)]^2}{g''(x)}$  for all  $x$ .

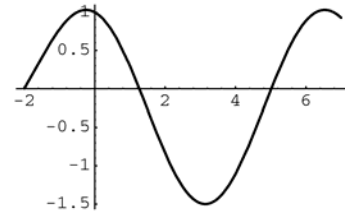
45. a.



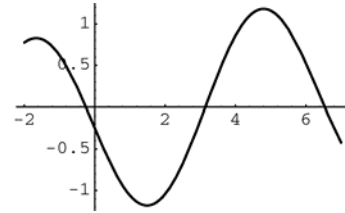
b.  $f'(x) < 0 : (1.3, 5.0)$

c.  $f''(x) < 0 : (-0.25, 3.1) \cup (6.5, 7]$

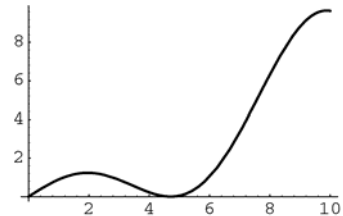
d.  $f'(x) = \cos x - \frac{1}{2}\sin \frac{x}{2}$



e.  $f''(x) = -\sin x - \frac{1}{4}\cos \frac{x}{2}$



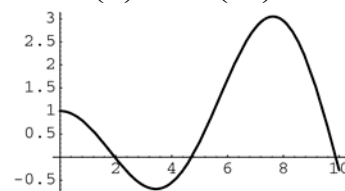
46. a.



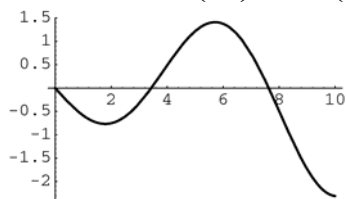
b.  $f'(x) < 0 : (2.0, 4.7) \cup (9.9, 10]$

c.  $f''(x) < 0 : [0, 3.4) \cup (7.6, 10]$

d.  $f'(x) = x \left[ -\frac{2}{3}\cos\left(\frac{x}{3}\right)\sin\left(\frac{x}{3}\right) \right] + \cos^2\left(\frac{x}{3}\right)$   
 $= \cos^2\left(\frac{x}{3}\right) - \frac{x}{3}\sin\left(\frac{2x}{3}\right)$



e.  $f''(x) = -\frac{2x}{9} \cos\left(\frac{2x}{3}\right) - \frac{2}{3} \sin\left(\frac{2x}{3}\right)$

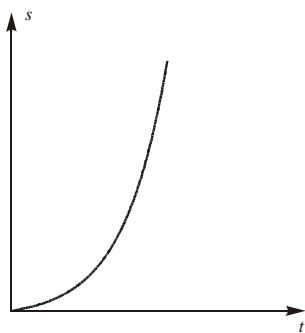


47.  $f'(x) > 0$  on  $(-0.598, 0.680)$   
 $f$  is increasing on  $[-0.598, 0.680]$ .

48.  $f''(x) < 0$  when  $x > 1.63$  in  $[-2, 3]$   
 $f$  is concave down on  $(1.63, 3)$ .

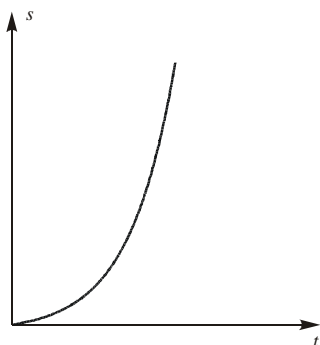
49. Let  $s$  be the distance traveled. Then  $\frac{ds}{dt}$  is the speed of the car.

a.  $\frac{ds}{dt} = ks$ ,  $k$  a constant



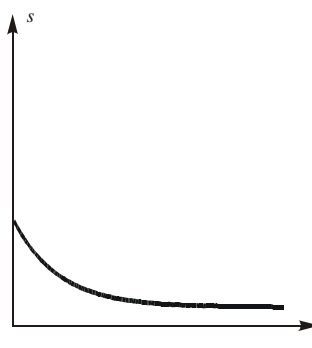
Concave up.

b.  $\frac{d^2s}{dt^2} > 0$



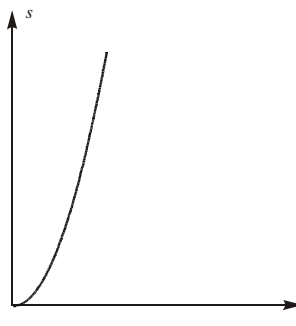
Concave up.

c.  $\frac{d^3s}{dt^3} < 0, \frac{d^2s}{dt^2} > 0$



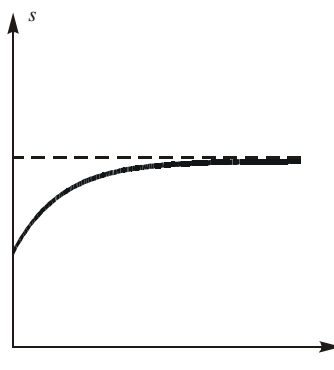
Concave up.

d.  $\frac{d^2s}{dt^2} = 10$  mph/min



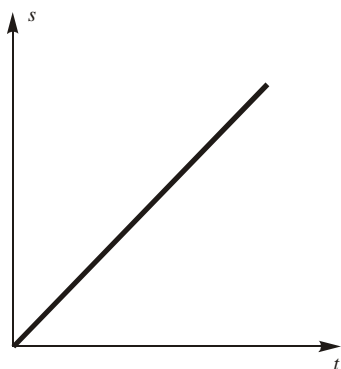
Concave up.

e.  $\frac{ds}{dt}$  and  $\frac{d^2s}{dt^2}$  are approaching zero.



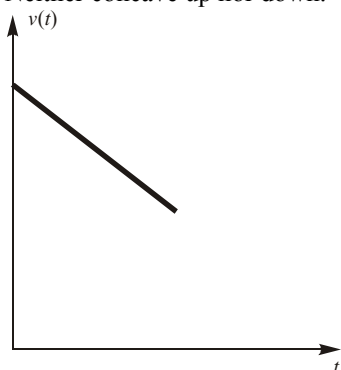
Concave down.

f.  $\frac{ds}{dt}$  is constant.

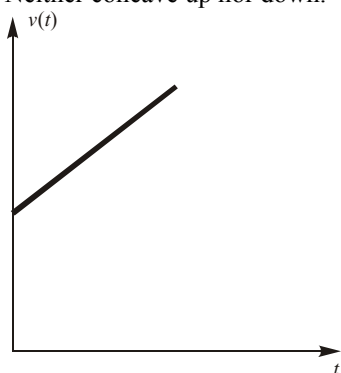


Neither concave up nor down.

50. a.  $\frac{dV}{dt} = k < 0$ ,  $V$  is the volume of water in the tank,  $k$  is a constant.  
Neither concave up nor down.

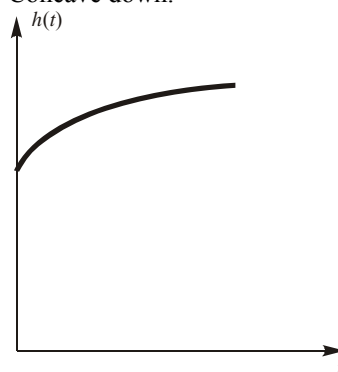


b.  $\frac{dV}{dt} = 3 - \frac{1}{2} = 2\frac{1}{2}$  gal/min  
Neither concave up nor down.

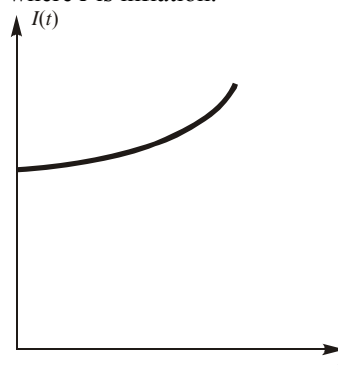


c.  $\frac{dV}{dt} = k$ ,  $\frac{dh}{dt} > 0$ ,  $\frac{d^2h}{dt^2} < 0$

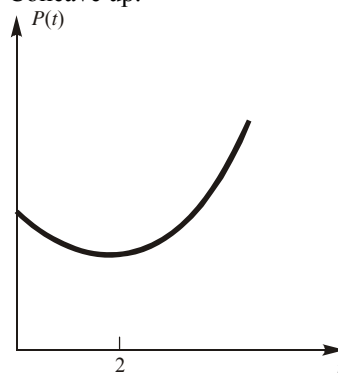
Concave down.



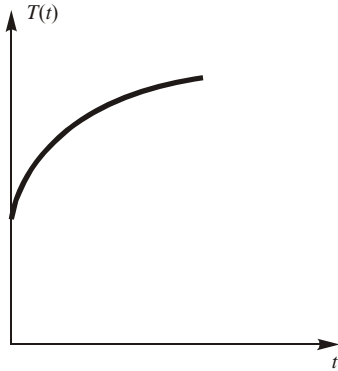
d.  $I(t) = k$  now, but  $\frac{dI}{dt}$ ,  $\frac{d^2I}{dt^2} > 0$  in the future  
where  $I$  is inflation.



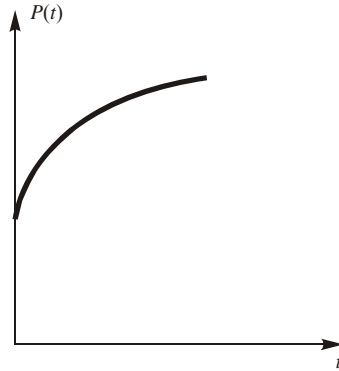
e.  $\frac{dp}{dt} < 0$ , but  $\frac{d^2p}{dt^2} > 0$  and at  $t = 2$ :  $\frac{dp}{dt} > 0$ .  
where  $p$  is the price of oil.  
Concave up.



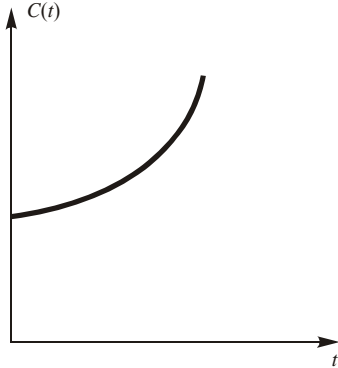
- f.  $\frac{dT}{dt} > 0, \frac{d^2T}{dt^2} < 0$ , where  $T$  is David's temperature.  
Concave down.



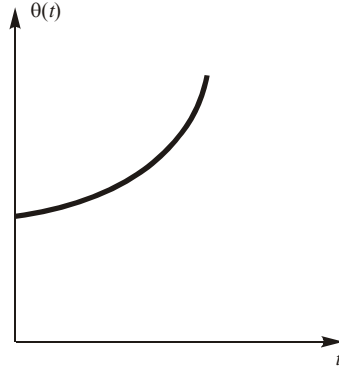
- c.  $\frac{dP}{dt} > 0, \frac{d^2P}{dt^2} < 0$ , where  $P$  is world population.  
Concave down.



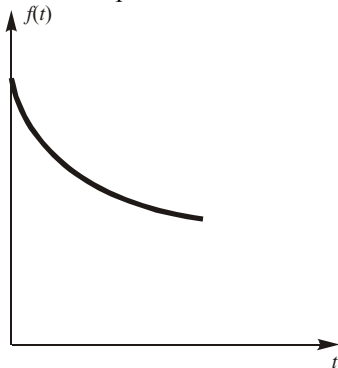
51. a.  $\frac{dC}{dt} > 0, \frac{d^2C}{dt^2} > 0$ , where  $C$  is the car's cost.  
Concave up.



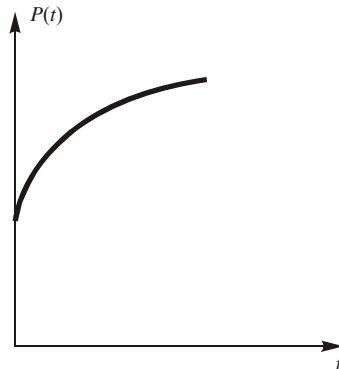
- d.  $\frac{d\theta}{dt} > 0, \frac{d^2\theta}{dt^2} > 0$ , where  $\theta$  is the angle that the tower makes with the vertical.  
Concave up.



- b.  $f(t)$  is oil consumption at time  $t$ .  
 $\frac{df}{dt} < 0, \frac{d^2f}{dt^2} > 0$   
Concave up.



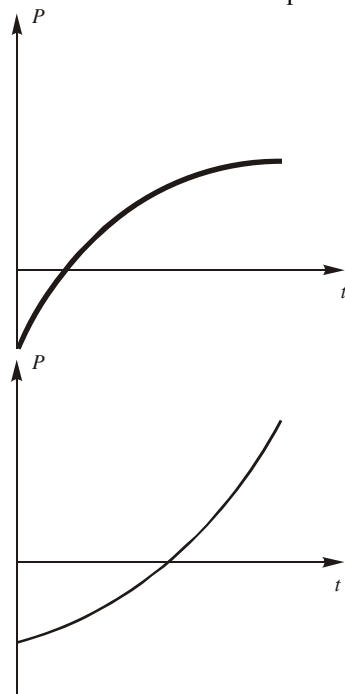
- e.  $P = f(t)$  is profit at time  $t$ .  
 $\frac{dP}{dt} > 0, \frac{d^2P}{dt^2} < 0$   
Concave down.



f.  $R$  is revenue at time  $t$ .

$$P < 0, \frac{dP}{dt} > 0$$

Could be either concave up or down.



52. a.  $R(t) \approx 0.28, t < 1981$

b. On  $[1981, 1983]$ ,  $\frac{dR}{dt} > 0, \frac{d^2R}{dt^2} > 0$ ,  
 $R(1983) \approx 0.36$

53.  $\frac{dV}{dt} = 2 \text{ in}^3/\text{sec}$

The cup is a portion of a cone with the bottom cut off. If we let  $x$  represent the height of the missing cone, we can use similar triangles to show that

$$\frac{x}{3} = \frac{x+5}{3.5}$$

$$3.5x = 3x + 15$$

$$0.5x = 15$$

$$x = 30$$

Similar triangles can be used again to show that, at any given time, the radius of the cone at water level is

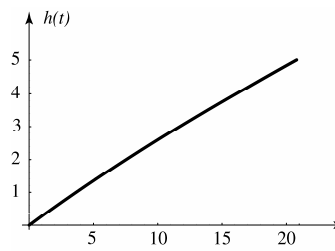
$$r = \frac{h+30}{20}$$

Therefore, the volume of water can be expressed as

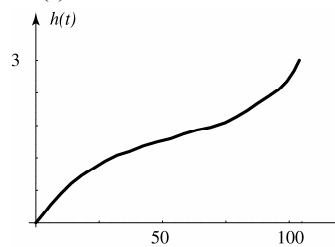
$$V = \frac{\pi(h+30)^3}{1200} - \frac{45\pi}{2}.$$

We also know that  $V = 2t$  from above. Setting the two volume equations equal to each other and

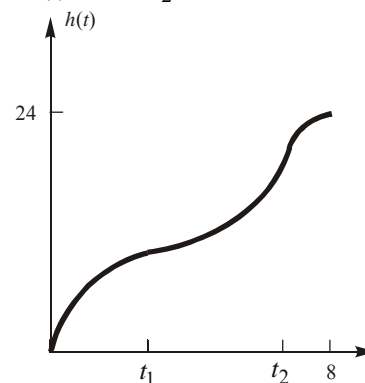
$$\text{solving for } h \text{ gives } h = \sqrt[3]{\frac{2400}{\pi}t + 27000} - 30.$$



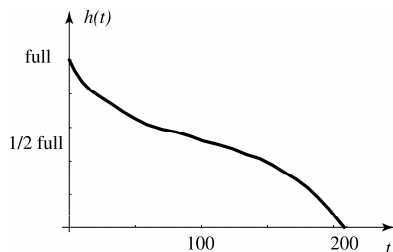
54. The height is always increasing so  $h'(t) > 0$ . The rate of change of the height decreases for the first 50 minutes and then increases over the next 50 minutes. Thus  $h''(t) < 0$  for  $0 \leq t \leq 50$  and  $h''(t) > 0$  for  $50 < t \leq 100$ .



55.  $V = 3t, 0 \leq t \leq 8$ . The height is always increasing, so  $h'(t) > 0$ . The rate of change of the height decreases from time  $t = 0$  until time  $t_1$  when the water reaches the middle of the rounded bottom part. The rate of change then increases until time  $t_2$  when the water reaches the middle of the neck. Then the rate of change decreases until  $t = 8$  and the vase is full. Thus,  $h''(t) > 0$  for  $t_1 < t < t_2$  and  $h''(t) < 0$  for  $t_2 < t < 8$ .



56.  $V = 20 - .1t$ ,  $0 \leq t \leq 200$ . The height of the water is always decreasing so  $h'(t) < 0$ . The rate of change in the height increases (the rate is negative, and its absolute value decreases) for the first 100 days and then decreases for the remaining time. Therefore we have  $h''(t) > 0$  for  $0 < t < 100$ , and  $h''(t) < 0$  for  $100 < t < 200$ .



57. a. The cross-sectional area of the vase is approximately equal to  $\Delta V$  and the corresponding radius is  $r = \sqrt{\Delta V / \pi}$ . The table below gives the approximate values for  $r$ . The vase becomes slightly narrower as you move above the base, and then gets wider as you near the top.

Depth	$V$	$A \approx \Delta V$	$r = \sqrt{\Delta V / \pi}$
1	4	4	1.13
2	8	4	1.13
3	11	3	0.98
4	14	3	0.98
5	20	6	1.38
6	28	8	1.60

- b. Near the base, this vase is like the one in part (a), but just above the base it becomes larger. Near the middle of the vase it becomes very narrow. The top of the vase is similar to the one in part (a).

Depth	$V$	$A \approx \Delta V$	$r = \sqrt{\Delta V / \pi}$
1	4	4	1.13
2	9	5	1.26
3	12	3	0.98
4	14	2	0.80
5	20	6	1.38
6	28	8	1.60

### 3.3 Concepts Review

1. maximum
2. maximum; minimum
3. maximum
4. local maximum, local minimum, 0

### Problem Set 3.3

1.  $f'(x) = 3x^2 - 12x = 3x(x - 4)$   
Critical points: 0, 4  
 $f'(x) > 0$  on  $(-\infty, 0)$ ,  $f'(x) < 0$  on  $(0, 4)$ ,  
 $f'(x) > 0$  on  $(4, \infty)$   
 $f''(x) = 6x - 12$ ;  $f''(0) = -12$ ,  $f''(4) = 12$ .  
Local minimum at  $x = 4$ ;  
local maximum at  $x = 0$
2.  $f'(x) = 3x^2 - 12 = 3(x^2 - 4)$   
Critical points: -2, 2  
 $f'(x) > 0$  on  $(-\infty, -2)$ ,  $f'(x) < 0$  on  $(-2, 2)$ ,  
 $f'(x) > 0$  on  $(2, \infty)$   
 $f''(x) = 6x$ ;  $f''(-2) = -12$ ,  $f''(2) = 12$   
Local minimum at  $x = 2$ ;  
local maximum at  $x = -2$
3.  $f'(\theta) = 2 \cos 2\theta$ ;  $2 \cos 2\theta \neq 0$  on  $\left(0, \frac{\pi}{4}\right)$   
No critical points; no local maxima or minima on  $\left(0, \frac{\pi}{4}\right)$ .
4.  $f'(x) = \frac{1}{2} + \cos x$ ;  $\frac{1}{2} + \cos x = 0$  when  $\cos x = -\frac{1}{2}$ .  
Critical points:  $\frac{2\pi}{3}, \frac{4\pi}{3}$   
 $f'(x) > 0$  on  $\left(0, \frac{2\pi}{3}\right)$ ,  $f'(x) < 0$  on  $\left(\frac{2\pi}{3}, \frac{4\pi}{3}\right)$ ,  
 $f'(x) > 0$  on  $\left(\frac{4\pi}{3}, 2\pi\right)$   
 $f''(x) = -\sin x$ ;  $f''\left(\frac{2\pi}{3}\right) = -\frac{\sqrt{3}}{2}$ ,  $f''\left(\frac{4\pi}{3}\right) = \frac{\sqrt{3}}{2}$   
Local minimum at  $x = \frac{4\pi}{3}$ ; local maximum at  $x = \frac{2\pi}{3}$ .

5.  $\Psi'(\theta) = 2 \sin \theta \cos \theta$

$$-\frac{\pi}{2} < \theta < \frac{\pi}{2}$$

Critical point: 0

$$\Psi'(\theta) < 0 \text{ on } \left(-\frac{\pi}{2}, 0\right), \quad \Psi'(\theta) > 0 \text{ on } \left(0, \frac{\pi}{2}\right),$$

$$\Psi''(\theta) = 2 \cos^2 \theta - 2 \sin^2 \theta; \quad \Psi''(0) = 2$$

Local minimum at  $x = 0$

6.  $r'(z) = 4z^3$

Critical point: 0

$$r'(z) < 0 \text{ on } (-\infty, 0);$$

$$r'(z) > 0 \text{ on } (0, \infty)$$

$$r''(x) = 12x^2; r''(0) = 0; \text{ the Second Derivative}$$

Test fails.

Local minimum at  $z = 0$ ; no local maxima

7.  $f'(x) = \frac{(x^2 + 4) \cdot 1 - x(2x)}{(x^2 + 4)^2} = \frac{4 - x^2}{(x^2 + 4)^2}$

Critical points: -2, 2

$$f'(x) < 0 \text{ on } (-\infty, -2) \text{ and } (2, \infty);$$

$$f'(x) > 0 \text{ on } (-2, 2)$$

$$f''(x) = \frac{2x(x^2 - 12)}{(x^2 + 4)^3}$$

$$f''(-2) = \frac{1}{16}; \quad f''(2) = -\frac{1}{16}$$

Local minima at  $x = -2$ ; Local maxima at  $x = 2$

8.  $g'(z) = \frac{(1 + z^2)(2z) - z^2(2z)}{(1 + z^2)^2} = \frac{2z}{(1 + z^2)^2}$

Critical point:  $z = 0$

$$g'(z) < 0 \text{ on } (-\infty, 0)$$

$$g'(z) > 0 \text{ on } (0, \infty)$$

$$g''(z) = \frac{-2(3z^2 - 1)}{(z^2 + 1)^3}$$

$$g''(0) = 2$$

Local minima at  $z = 0$ .

9.  $h'(y) = 2y + \frac{1}{y^2}$

$$\text{Critical point: } -\frac{\sqrt[3]{4}}{2}$$

$$h'(y) < 0 \text{ on } \left(-\infty, -\frac{\sqrt[3]{4}}{2}\right)$$

$$h'(y) > 0 \text{ on } \left(-\frac{\sqrt[3]{4}}{2}, 0\right) \text{ and } (0, \infty)$$

$$h''(y) = 2 - \frac{2}{y^3}$$

$$h\left(-\frac{\sqrt[3]{4}}{2}\right) = 2 - \frac{2}{\left(-\frac{\sqrt[3]{4}}{2}\right)^3} = 2 + \frac{16}{4} = 6$$

$$\text{Local minima at } -\frac{\sqrt[3]{4}}{2}$$

10.  $f'(x) = \frac{(x^2 + 1)(3) - (3x + 1)(2x)}{(x^2 + 1)^2} = \frac{3 - 2x - 3x^2}{(x^2 + 1)^2}$

The only critical points are stationary points. Find these by setting the numerator equal to 0 and solving.

$$3 - 2x - 3x^2 = 0$$

$$a = -3, b = -2, c = 3$$

$$x = \frac{2 \pm \sqrt{(-2)^2 - 4(-3)(3)}}{2(-3)} = \frac{2 \pm \sqrt{40}}{-6} = \frac{-1 \pm \sqrt{10}}{3}$$

$$\text{Critical points: } \frac{-1 - \sqrt{10}}{3} \text{ and } \frac{-1 + \sqrt{10}}{3}$$

$$f'(x) < 0 \text{ on } \left(-\infty, \frac{-1 - \sqrt{10}}{3}\right) \text{ and}$$

$$\left(\frac{-1 + \sqrt{10}}{3}, \infty\right).$$

$$f'(0) > 0 \text{ on } \left(\frac{-1 - \sqrt{10}}{3}, \frac{-1 + \sqrt{10}}{3}\right)$$

$$f''(x) = \frac{2(3x^3 + 3x^2 - 9x - 1)}{(x^2 + 1)^3}$$

$$f''\left(\frac{-1 - \sqrt{10}}{3}\right) \approx 0.739$$

$$f''\left(\frac{-1 + \sqrt{10}}{3}\right) \approx -2.739$$

$$\text{Local minima at } x = \frac{-1 - \sqrt{10}}{3};$$

$$\text{Local maxima at } x = \frac{-1 + \sqrt{10}}{3}$$



11.  $f'(x) = 3x^2 - 3 = 3(x^2 - 1)$

Critical points:  $-1, 1$

$f''(x) = 6x; f''(-1) = -6, f''(1) = 6$

Local minimum value  $f(1) = -2$ ;

local maximum value  $f(-1) = 2$

12.  $g'(x) = 4x^3 + 2x = 2x(2x^2 + 1)$

Critical point:  $0$

$g''(x) = 12x^2 + 2; g''(0) = 2$

Local minimum value  $g(0) = 3$ ; no local maximum values

13.  $H'(x) = 4x^3 - 6x^2 = 2x^2(2x - 3)$

Critical points:  $0, \frac{3}{2}$

$H''(x) = 12x^2 - 12x = 12x(x - 1); H''(0) = 0,$

$H''\left(\frac{3}{2}\right) = 9$

$H'(x) < 0$  on  $(-\infty, 0), H'(x) < 0$  on  $\left(0, \frac{3}{2}\right)$

Local minimum value  $H\left(\frac{3}{2}\right) = -\frac{27}{16}$ ; no local

maximum values ( $x = 0$  is neither a local minimum nor maximum)

14.  $f'(x) = 5(x - 2)^4$

Critical point:  $2$

$f''(x) = 20(x - 2)^3; f''(2) = 0$

$f'(x) > 0$  on  $(-\infty, 2), f'(x) > 0$  on  $(2, \infty)$

No local minimum or maximum values

15.  $g'(t) = -\frac{2}{3(t-2)^{1/3}}; g'(t)$  does not exist at  $t = 2$ .

Critical point:  $2$

$g'(1) = \frac{2}{3}, g'(3) = -\frac{2}{3}$

No local minimum values; local maximum value  $g(2) = \pi$ .

16.  $r'(s) = 3 + \frac{2}{5s^{3/5}} = \frac{15s^{3/5} + 2}{5s^{3/5}}; r'(s) = 0$  when

$s = -\left(\frac{2}{15}\right)^{5/3}, r'(s)$  does not exist at  $s = 0$ .

Critical points:  $-\left(\frac{2}{15}\right)^{5/3}, 0$

$r''(s) = -\frac{6}{25s^{8/5}}; r''\left(-\left(\frac{2}{15}\right)^{5/3}\right) = -\frac{6}{25}\left(\frac{15}{2}\right)^{8/3}$

$r'(s) < 0$  on  $\left(-\left(\frac{2}{15}\right)^{5/3}, 0\right), r'(s) > 0$  on  $(0, \infty)$

Local minimum value  $r(0) = 0$ ; local maximum value

$r\left(-\left(\frac{2}{15}\right)^{5/3}\right) = -3\left(\frac{2}{15}\right)^{5/3} + \left(\frac{2}{15}\right)^{2/3} = \frac{3}{5}\left(\frac{2}{15}\right)^{2/3}$

17.  $f'(t) = 1 + \frac{1}{t^2}$

No critical points

No local minimum or maximum values

18.  $f'(x) = \frac{x(x^2 + 8)}{(x^2 + 4)^{3/2}}$

Critical point:  $0$

$f'(x) < 0$  on  $(-\infty, 0), f'(x) > 0$  on  $(0, \infty)$

Local minimum value  $f(0) = 0$ ; no local maximum values

19.  $\Lambda'(\theta) = -\frac{1}{1 + \sin \theta}; \Lambda'(\theta)$  does not exist at

$\theta = \frac{3\pi}{2}$ , but  $\Lambda(\theta)$  does not exist at that point

either.

No critical points

No local minimum or maximum values

20.  $g'(\theta) = \frac{\sin \theta \cos \theta}{|\sin \theta|}; g'(\theta) = 0$  when  $\theta = \frac{\pi}{2}, \frac{3\pi}{2};$

$g'(\theta)$  does not exist at  $\theta = \pi$ .

Split the  $x$ -axis into the intervals  $\left(0, \frac{\pi}{2}\right),$

$\left(\frac{\pi}{2}, \pi\right), \left(\pi, \frac{3\pi}{2}\right), \left(\frac{3\pi}{2}, 2\pi\right).$

Test points:  $\frac{\pi}{4}, \frac{3\pi}{4}, \frac{5\pi}{4}, \frac{7\pi}{4}; g'\left(\frac{\pi}{4}\right) = \frac{1}{\sqrt{2}},$

$g'\left(\frac{3\pi}{4}\right) = -\frac{1}{\sqrt{2}}, g'\left(\frac{5\pi}{4}\right) = \frac{1}{\sqrt{2}}, g'\left(\frac{7\pi}{4}\right) = -\frac{1}{\sqrt{2}}$

Local minimum value  $g(\pi) = 0$ ; local maximum

values  $g\left(\frac{\pi}{2}\right) = 1$  and  $g\left(\frac{3\pi}{2}\right) = 1$

21.  $f'(x) = 4(\sin 2x)(\cos 2x)$

$$4(\sin 2x)(\cos 2x) = 0 \text{ when } x = \frac{(2k-1)\pi}{4} \text{ or}$$

$$x = \frac{k\pi}{2} \text{ where } k \text{ is an integer.}$$

Critical points:  $0, \frac{\pi}{4}, \frac{\pi}{2}, 2$

$$f(0) = 0; f\left(\frac{\pi}{4}\right) = 1; f\left(\frac{\pi}{2}\right) = 0;$$

$$f(2) \approx 0.5728$$

Minimum value:  $f(0) = f\left(\frac{\pi}{2}\right) = 0$

Maximum value:  $f\left(\frac{\pi}{4}\right) = 1$

22.  $f'(x) = \frac{-2(x^2 - 4)}{(x^2 + 4)^2}$

$$f'(x) = 0 \text{ when } x = 2 \text{ or } x = -2. \text{ (there are no singular points)}$$

Critical points:  $0, 2$  (note:  $-2$  is not in the given domain)

$$f(0) = 0; f(2) = \frac{1}{2}; f(x) \rightarrow 0 \text{ as } x \rightarrow \infty.$$

Minimum value:  $f(0) = 0$

Maximum value:  $f(2) = \frac{1}{2}$

23.  $g'(x) = \frac{-x(x^3 - 64)}{(x^3 + 32)^2}$

$$g'(x) = 0 \text{ when } x = 0 \text{ or } x = 4.$$

Critical points:  $0, 4$

$$g(0) = 0; g(4) = \frac{1}{6}$$

As  $x$  approaches  $\infty$ , the value of  $g$  approaches  $0$  but never actually gets there.

Maximum value:  $g(4) = \frac{1}{6}$

Minimum value:  $g(0) = 0$

24.  $h'(x) = \frac{-2x}{(x^2 + 4)^2}$

$$h'(x) = 0 \text{ when } x = 0. \text{ (there are no singular points)}$$

Critical points:  $0$

Since  $h'(x) < 0$  for  $x > 0$ , the function is always decreasing. Thus, there is no minimum value.

Maximum value:  $h(0) = \frac{1}{4}$

25.  $F'(x) = \frac{3}{\sqrt{x}} - 4; \frac{3}{\sqrt{x}} - 4 = 0 \text{ when } x = \frac{9}{16}$

Critical points:  $0, \frac{9}{16}, 4$

$$F(0) = 0, F\left(\frac{9}{16}\right) = \frac{9}{4}, F(4) = -4$$

Minimum value  $F(4) = -4$ ; maximum value

$$F\left(\frac{9}{16}\right) = \frac{9}{4}$$

26. From Problem 25, the critical points are  $0$  and  $\frac{9}{16}$ .

$$F'(x) > 0 \text{ on } \left(0, \frac{9}{16}\right), F'(x) < 0 \text{ on } \left(\frac{9}{16}, \infty\right)$$

$F$  decreases without bound on  $\left(\frac{9}{16}, \infty\right)$ . No

minimum values; maximum value  $F\left(\frac{9}{16}\right) = \frac{9}{4}$

27.  $f'(x) = 64(-1)(\sin x)^{-2} \cos x$

$$+ 27(-1)(\cos x)^{-2}(-\sin x)$$

$$= -\frac{64 \cos x}{\sin^2 x} + \frac{27 \sin x}{\cos^2 x}$$

$$= \frac{(3 \sin x - 4 \cos x)(9 \sin^2 x + 12 \cos x \sin x + 16 \cos^2 x)}{\sin^2 x \cos^2 x}$$

On  $\left(0, \frac{\pi}{2}\right)$ ,  $f'(x) = 0$  only where  $3 \sin x = 4 \cos x$ ;

$$\tan x = \frac{4}{3};$$

$$x = \tan^{-1} \frac{4}{3} \approx 0.9273$$

Critical point:  $0.9273$

For  $0 < x < 0.9273$ ,  $f'(x) < 0$ , while for

$$0.9273 < x < \frac{\pi}{2}, f'(x) > 0$$

Minimum value  $f\left(\tan^{-1} \frac{4}{3}\right) = \frac{64}{\frac{4}{5}} + \frac{27}{\frac{3}{5}} = 125$ ;

no maximum value

$$28. \quad g'(x) = 2x + \frac{(8-x)^2(32x) - (16x^2)2(8-x)(-1)}{(8-x)^4}$$

$$= 2x + \frac{256x}{(8-x)^3} = \frac{2x[(8-x)^3 + 128]}{(8-x)^3}$$

For  $x > 8$ ,  $g'(x) = 0$  when  $(8-x)^3 + 128 = 0$ ;

$$(8-x)^3 = -128; 8-x = -\sqrt[3]{128};$$

$$x = 8 + 4\sqrt[3]{2} \approx 13.04$$

$$g'(x) < 0 \text{ on } (8, 8 + 4\sqrt[3]{2}),$$

$$g'(x) > 0 \text{ on } (8 + 4\sqrt[3]{2}, \infty)$$

$g(13.04) \approx 277$  is the minimum value

$$29. \quad H'(x) = \frac{2x(x^2 - 1)}{|x^2 - 1|}$$

$$H'(x) = 0 \text{ when } x = 0.$$

$H'(x)$  is undefined when  $x = -1$  or  $x = 1$

Critical points:  $-2, -1, 0, 1, 2$

$$H(-2) = 3; H(-1) = 0; H(0) = 1; H(1) = 0;$$

$$H(2) = 3$$

Minimum value:  $H(-1) = H(1) = 0$

Maximum value:  $H(-2) = H(2) = 3$

$$30. \quad h'(t) = 2t \cos t^2$$

$$h'(t) = 0 \text{ when } t = 0, t = \frac{\sqrt{2\pi}}{2}, t = \frac{\sqrt{6\pi}}{2}, \text{ and}$$

$$t = \frac{\sqrt{10\pi}}{2}$$

$$(\text{Consider } t^2 = \frac{\pi}{2}, t^2 = \frac{3\pi}{2}, \text{ and } t^2 = \frac{5\pi}{2})$$

$$\text{Critical points: } 0, \frac{\sqrt{2\pi}}{2}, \frac{\sqrt{6\pi}}{2}, \frac{\sqrt{10\pi}}{2}, \pi$$

$$h(0) = 0; h\left(\frac{\sqrt{2\pi}}{2}\right) = 1; h\left(\frac{\sqrt{6\pi}}{2}\right) = -1;$$

$$h\left(\frac{\sqrt{10\pi}}{2}\right) = 1; h(\pi) \approx -0.4303$$

$$\text{Minimum value: } h\left(\frac{\sqrt{6\pi}}{2}\right) = -1$$

$$\text{Maximum value: } h\left(\frac{\sqrt{2\pi}}{2}\right) = h\left(\frac{\sqrt{10\pi}}{2}\right) = 1$$

31.  $f'(x) = 0$  when  $x = 0$  and  $x = 1$ . On the interval  $(-\infty, 0)$  we get  $f'(x) < 0$ . On  $(0, \infty)$ , we get  $f'(x) > 0$ . Thus there is a local min at  $x = 0$  but no local max.

32.  $f'(x) = 0$  at  $x = 1, 2, 3, 4$ ;  $f'(x)$  is negative on  $(-\infty, 1) \cup (2, 3) \cup (4, \infty)$  and positive on  $(1, 2) \cup (3, 4)$ . Thus, the function has a local minimum at  $x = 1, 3$  and a local maximum at  $x = 2, 4$ .

33.  $f'(x) = 0$  at  $x = 1, 2, 3, 4$ ;  $f'(x)$  is negative on  $(3, 4)$  and positive on  $(-\infty, 1) \cup (1, 2) \cup (2, 3) \cup (4, \infty)$ . Thus, the function has a local minimum at  $x = 4$  and a local maximum at  $x = 3$ .

34. Since  $f'(x) \geq 0$  for all  $x$ , the function is always increasing. Therefore, there are no local extrema.

35. Since  $f'(x) \geq 0$  for all  $x$ , the function is always increasing. Therefore, there are no local extrema.

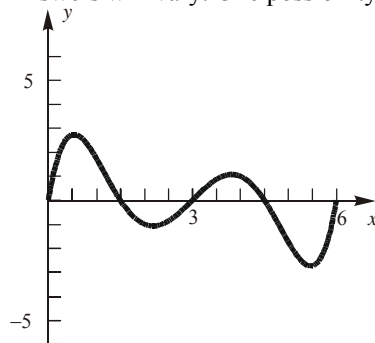
36.  $f'(x) = 0$  at  $x = 0, A$ , and  $B$ .

$f'(x)$  is negative on  $(-\infty, 0)$  and  $(A, B)$

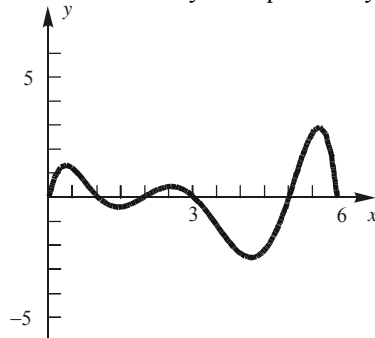
$f'(x)$  is positive on  $(0, A)$  and  $(B, \infty)$

Therefore, the function has a local minimum at  $x = 0$  and  $x = B$ , and a local maximum at  $x = A$ .

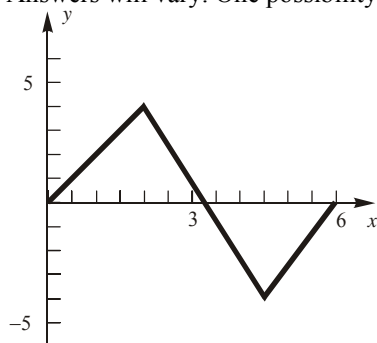
37. Answers will vary. One possibility:



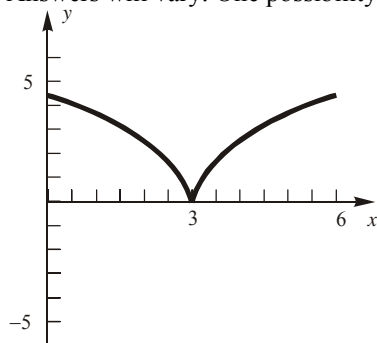
38. Answers will vary. One possibility:



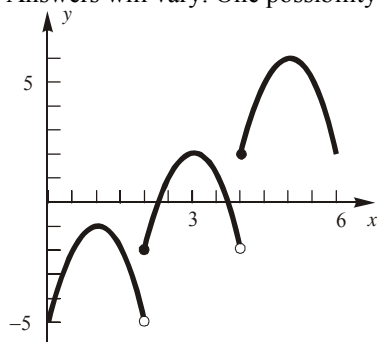
39. Answers will vary. One possibility:



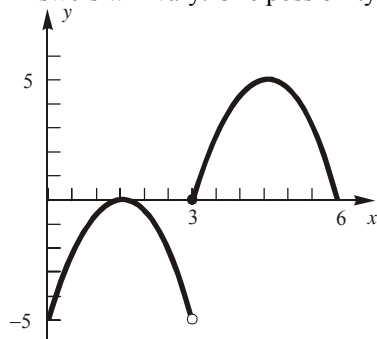
40. Answers will vary. One possibility:



41. Answers will vary. One possibility:



42. Answers will vary. One possibility:



43. The graph of  $f$  is a parabola which opens up.

$$f'(x) = 2Ax + B = 0 \rightarrow x = -\frac{B}{2A}$$

$$f''(x) = 2A$$

Since  $A > 0$ , the graph of  $f$  is always concave up. There is exactly one critical point which yields the minimum of the graph.

$$\begin{aligned} f\left(-\frac{B}{2A}\right) &= A\left(-\frac{B}{2A}\right)^2 + B\left(-\frac{B}{2A}\right) + C \\ &= \frac{B^2}{4A} - \frac{B^2}{2A} + C \\ &= \frac{B^2 - 2B^2 + 4AC}{4A} \\ &= \frac{4AC - B^2}{4A} = -\frac{B^2 - 4AC}{4A} \end{aligned}$$

If  $f(x) \geq 0$  with  $A > 0$ , then  $-(B^2 - 4AC) \geq 0$ , or  $B^2 - 4AC \leq 0$ .

If  $B^2 - 4AC \leq 0$ , then we get  $f\left(-\frac{B}{2A}\right) \geq 0$

Since  $0 \leq f\left(-\frac{B}{2A}\right) \leq f(x)$  for all  $x$ , we get

$$f(x) \geq 0 \text{ for all } x.$$

44. A third degree polynomial will have at most two extrema.

$$f'(x) = 3Ax^2 + 2Bx + C$$

$$f''(x) = 6Ax + 2B$$

Critical points are obtained by solving  $f'(x) = 0$ .

$$\begin{aligned} 3Ax^2 + 2Bx + C &= 0 \\ x &= \frac{-2B \pm \sqrt{4B^2 - 12AC}}{6A} \\ &= \frac{-2B \pm 2\sqrt{B^2 - 3AC}}{6A} \\ &= \frac{-B \pm \sqrt{B^2 - 3AC}}{3A} \end{aligned}$$

To have a relative maximum *and* a relative minimum, we must have two solutions to the above quadratic equation. That is, we must have  $B^2 - 3AC > 0$ .

The two solutions would be  $\frac{-B - \sqrt{B^2 - 3AC}}{3A}$

and  $\frac{-B + \sqrt{B^2 - 3AC}}{3A}$ . Evaluating the second

derivative at each of these values gives:

$$f''\left(\frac{-B - \sqrt{B^2 - 3AC}}{3A}\right) \\ = 6A\left(\frac{-B - \sqrt{B^2 - 3AC}}{3A}\right) + 2B$$

$$= -2B - 2\sqrt{B^2 - 3AC} + 2B$$

$$= -2\sqrt{B^2 - 3AC}$$

and

$$f''\left(\frac{-B + \sqrt{B^2 - 3AC}}{3A}\right)$$

$$= 6A\left(\frac{-B + \sqrt{B^2 - 3AC}}{3A}\right) + 2B$$

$$= -2B + 2\sqrt{B^2 - 3AC} + 2B$$

$$= 2\sqrt{B^2 - 3AC}$$

If  $B^2 - 3AC > 0$ , then  $-2\sqrt{B^2 - 3AC}$  exists and is negative, and  $2\sqrt{B^2 - 3AC}$  exists and is positive.

Thus, from the Second Derivative Test,

$$\frac{-B - \sqrt{B^2 - 3AC}}{3A} \text{ would yield a local maximum}$$

$$\text{and } \frac{-B + \sqrt{B^2 - 3AC}}{3A} \text{ would yield a local minimum.}$$

45.  $f'''(c) > 0$  implies that  $f''$  is increasing at  $c$ , so  $f$  is concave up to the right of  $c$  (since  $f''(x) > 0$  to the right of  $c$ ) and concave down to the left of  $c$  (since  $f''(x) < 0$  to the left of  $c$ ). Therefore  $f$  has a point of inflection at  $c$ .

### 3.4 Concepts Review

1.  $0 < x < \infty$

2.  $2x + \frac{200}{x}$

3.  $S = \sum_{i=1}^n (y_i - bx_i)^2$

4. marginal revenue; marginal cost

### Problem Set 3.4

1. Let  $x$  be one number,  $y$  be the other, and  $Q$  be the sum of the squares.

$$xy = -16$$

$$y = -\frac{16}{x}$$

The possible values for  $x$  are in  $(-\infty, 0)$  or  $(0, \infty)$ .

$$Q = x^2 + y^2 = x^2 + \frac{256}{x^2}$$

$$\frac{dQ}{dx} = 2x - \frac{512}{x^3}$$

$$2x - \frac{512}{x^3} = 0$$

$$x^4 = 256$$

$$x = \pm 4$$

The critical points are  $-4, 4$ .

$$\frac{dQ}{dx} < 0 \text{ on } (-\infty, -4) \text{ and } (0, 4). \quad \frac{dQ}{dx} > 0 \text{ on}$$

$(-4, 0)$  and  $(4, \infty)$ .

When  $x = -4$ ,  $y = 4$  and when  $x = 4$ ,  $y = -4$ . The two numbers are  $-4$  and  $4$ .

2. Let  $x$  be the number.

$$Q = \sqrt{x} - 8x$$

$x$  will be in the interval  $(0, \infty)$ .

$$\frac{dQ}{dx} = \frac{1}{2}x^{-1/2} - 8$$

$$\frac{1}{2}x^{-1/2} - 8 = 0$$

$$x^{-1/2} = 16$$

$$x = \frac{1}{256}$$

$$\frac{dQ}{dx} > 0 \text{ on } \left(0, \frac{1}{256}\right) \text{ and } \frac{dQ}{dx} < 0 \text{ on } \left(\frac{1}{256}, \infty\right).$$

$$Q \text{ attains its maximum value at } x = \frac{1}{256}.$$

3. Let  $x$  be the number.

$$Q = \sqrt[4]{x} - 2x$$

$x$  will be in the interval  $(0, \infty)$ .

$$\frac{dQ}{dx} = \frac{1}{4}x^{-3/4} - 2$$

$$\frac{1}{4}x^{-3/4} - 2 = 0$$

$$x^{-3/4} = 8$$

$$x = \frac{1}{16}$$

$$\frac{dQ}{dx} > 0 \text{ on } \left(0, \frac{1}{16}\right) \text{ and } \frac{dQ}{dx} < 0 \text{ on } \left(\frac{1}{16}, \infty\right)$$

$$Q \text{ attains its maximum value at } x = \frac{1}{16}.$$

4. Let  $x$  be one number,  $y$  be the other, and  $Q$  be the sum of the squares.

$$xy = -12$$

$$y = -\frac{12}{x}$$

The possible values for  $x$  are in  $(-\infty, 0)$  or  $(0, \infty)$ .

$$Q = x^2 + y^2 = x^2 + \frac{144}{x^2}$$

$$\frac{dQ}{dx} = 2x - \frac{288}{x^3}$$

$$2x - \frac{288}{x^3} = 0$$

$$x^4 = 144$$

$$x = \pm 2\sqrt{3}$$

The critical points are  $-2\sqrt{3}, 2\sqrt{3}$

$$\frac{dQ}{dx} < 0 \text{ on } (-\infty, -2\sqrt{3}) \text{ and } (0, 2\sqrt{3}).$$

$$\frac{dQ}{dx} > 0 \text{ on } (-2\sqrt{3}, 0) \text{ and } (2\sqrt{3}, \infty).$$

When  $x = -2\sqrt{3}, y = 2\sqrt{3}$  and when

$$x = 2\sqrt{3}, y = -2\sqrt{3}.$$

The two numbers are  $-2\sqrt{3}$  and  $2\sqrt{3}$ .

5. Let  $Q$  be the square of the distance between  $(x, y)$  and  $(0, 5)$ .

$$Q = (x-0)^2 + (y-5)^2 = x^2 + (x^2-5)^2$$

$$= x^4 - 9x^2 + 25$$

$$\frac{dQ}{dx} = 4x^3 - 18x$$

$$4x^3 - 18x = 0$$

$$2x(2x^2 - 9) = 0$$

$$x = 0, \pm \frac{3}{\sqrt{2}}$$

$$\frac{dQ}{dx} < 0 \text{ on } \left(-\infty, -\frac{3}{\sqrt{2}}\right) \text{ and } \left(0, \frac{3}{\sqrt{2}}\right).$$

$$\frac{dQ}{dx} > 0 \text{ on } \left(-\frac{3}{\sqrt{2}}, 0\right) \text{ and } \left(\frac{3}{\sqrt{2}}, \infty\right).$$

When  $x = -\frac{3}{\sqrt{2}}, y = \frac{9}{2}$  and when  $x = \frac{3}{\sqrt{2}},$

$$y = \frac{9}{2}.$$

The points are  $\left(-\frac{3}{\sqrt{2}}, \frac{9}{2}\right)$  and  $\left(\frac{3}{\sqrt{2}}, \frac{9}{2}\right)$ .

6. Let  $Q$  be the square of the distance between  $(x, y)$  and  $(10, 0)$ .

$$Q = (x-10)^2 + (y-0)^2 = (2y^2-10)^2 + y^2$$

$$= 4y^4 - 39y^2 + 100$$

$$\frac{dQ}{dy} = 16y^3 - 78y$$

$$16y^3 - 78y = 0$$

$$2y(8y^2 - 39) = 0$$

$$y = 0, \pm \frac{\sqrt{39}}{2\sqrt{2}}$$

$$\frac{dQ}{dy} < 0 \text{ on } \left(-\infty, -\frac{\sqrt{39}}{2\sqrt{2}}\right) \text{ and } \left(0, \frac{\sqrt{39}}{2\sqrt{2}}\right).$$

$$\frac{dQ}{dy} > 0 \text{ on } \left(-\frac{\sqrt{39}}{2\sqrt{2}}, 0\right) \text{ and } \left(\frac{\sqrt{39}}{2\sqrt{2}}, \infty\right).$$

When  $y = -\frac{\sqrt{39}}{2\sqrt{2}}, x = \frac{39}{4}$  and when

$$y = \frac{\sqrt{39}}{2\sqrt{2}}, x = \frac{39}{4}.$$

The points are  $\left(\frac{39}{4}, -\frac{\sqrt{39}}{2\sqrt{2}}\right)$  and  $\left(\frac{39}{4}, \frac{\sqrt{39}}{2\sqrt{2}}\right)$ .

7.  $x \geq x^2$  if  $0 \leq x \leq 1$

$$f(x) = x - x^2; f'(x) = 1 - 2x;$$

$$f'(x) = 0 \text{ when } x = \frac{1}{2}$$

Critical points:  $0, \frac{1}{2}, 1$

$$f(0) = 0, f(1) = 0, f\left(\frac{1}{2}\right) = \frac{1}{4}; \text{ therefore, } \frac{1}{2}$$

exceeds its square by the maximum amount.

8. For a rectangle with perimeter  $K$  and width  $x$ , the length is  $\frac{K}{2} - x$ . Then the area is

$$A = x\left(\frac{K}{2} - x\right) = \frac{Kx}{2} - x^2.$$

$$\frac{dA}{dx} = \frac{K}{2} - 2x; \frac{dA}{dx} = 0 \text{ when } x = \frac{K}{4}$$

Critical points:  $0, \frac{K}{4}, \frac{K}{2}$

$$\text{At } x = 0 \text{ or } \frac{K}{2}, A = 0; \text{ at } x = \frac{K}{4}, A = \frac{K^2}{16}.$$

The area is maximized when the width is one fourth of the perimeter, so the rectangle is a square.

9. Let  $x$  be the width of the square to be cut out and  $V$  the volume of the resulting open box.

$$V = x(24 - 2x)^2 = 4x^3 - 96x^2 + 576x$$

$$\frac{dV}{dx} = 12x^2 - 192x + 576 = 12(x - 12)(x - 4);$$

$$12(x - 12)(x - 4) = 0; x = 12 \text{ or } x = 4.$$

Critical points: 0, 4, 12

At  $x = 0$  or 12,  $V = 0$ ; at  $x = 4$ ,  $V = 1024$ .

The volume of the largest box is 1024 in.<sup>3</sup>

10. Let  $A$  be the area of the pen.

$$A = x(80 - 2x) = 80x - 2x^2; \frac{dA}{dx} = 80 - 4x;$$

$$80 - 4x = 0; x = 20$$

Critical points: 0, 20, 40.

At  $x = 0$  or 40,  $A = 0$ ; at  $x = 20$ ,  $A = 800$ .

The dimensions are 20 ft by  $80 - 2(20) = 40$  ft, with the length along the barn being 40 ft.

11. Let  $x$  be the width of each pen, then the length along the barn is  $80 - 4x$ .

$$A = x(80 - 4x) = 80x - 4x^2; \frac{dA}{dx} = 80 - 8x;$$

$$\frac{dA}{dx} = 0 \text{ when } x = 10.$$

Critical points: 0, 10, 20

At  $x = 0$  or 20,  $A = 0$ ; at  $x = 10$ ,  $A = 400$ .

The area is largest with width 10 ft and length 40 ft.

12. Let  $A$  be the area of the pen. The perimeter is  $100 + 180 = 280$  ft.

$$y + y - 100 + 2x = 180; y = 140 - x$$

$$A = x(140 - x) = 140x - x^2; \frac{dA}{dx} = 140 - 2x;$$

$$140 - 2x = 0; x = 70$$

Since  $0 \leq x \leq 40$ , the critical points are 0 and 40.

When  $x = 0$ ,  $A = 0$ . When  $x = 40$ ,  $A = 4000$ . The dimensions are 40 ft by 100 ft.

13.  $xy = 900$ ;  $y = \frac{900}{x}$

The possible values for  $x$  are in  $(0, \infty)$ .

$$Q = 4x + 3y = 4x + 3\left(\frac{900}{x}\right) = 4x + \frac{2700}{x}$$

$$\frac{dQ}{dx} = 4 - \frac{2700}{x^2}$$

$$4 - \frac{2700}{x^2} = 0$$

$$x^2 = 675$$

$$x = \pm 15\sqrt{3}$$

$x = 15\sqrt{3}$  is the only critical point in  $(0, \infty)$ .

$$\frac{dQ}{dx} < 0 \text{ on } (0, 15\sqrt{3}) \text{ and}$$

$$\frac{dQ}{dx} > 0 \text{ on } (15\sqrt{3}, \infty).$$

$$\text{When } x = 15\sqrt{3}, y = \frac{900}{15\sqrt{3}} = 20\sqrt{3}.$$

$Q$  has a minimum when  $x = 15\sqrt{3} \approx 25.98$  ft and  $y = 20\sqrt{3} \approx 34.64$  ft.

14.  $xy = 300$ ;  $y = \frac{300}{x}$

The possible values for  $x$  are in  $(0, \infty)$ .

$$Q = 6x + 4y = 6x + \frac{1200}{x}$$

$$\frac{dQ}{dx} = 6 - \frac{1200}{x^2}$$

$$6 - \frac{1200}{x^2} = 0$$

$$x^2 = 200$$

$$x = \pm 10\sqrt{2}$$

$x = 10\sqrt{2}$  is the only critical point in  $(0, \infty)$ .

$$\frac{dQ}{dx} < 0 \text{ on } (0, 10\sqrt{2}) \text{ and } \frac{dQ}{dx} > 0 \text{ on } (10\sqrt{2}, \infty)$$

$$\text{When } x = 10\sqrt{2}, y = \frac{300}{10\sqrt{2}} = 15\sqrt{2}.$$

$Q$  has a minimum when  $x = 10\sqrt{2} \approx 14.14$  ft and  $y = 15\sqrt{2} \approx 21.21$  ft.

15.  $xy = 300$ ;  $y = \frac{300}{x}$

The possible values for  $x$  are in  $(0, \infty)$ .

$$Q = 3(6x + 2y) + 2(2y) = 18x + 10y = 18x + \frac{3000}{x}$$

$$\frac{dQ}{dx} = 18 - \frac{3000}{x^2}$$

$$18 - \frac{3000}{x^2} = 0$$

$$x^2 = \frac{500}{3}$$

$$x = \pm \frac{10\sqrt{5}}{\sqrt{3}}$$

$x = \frac{10\sqrt{5}}{\sqrt{3}}$  is the only critical point in  $(0, \infty)$ .

$$\frac{dQ}{dx} < 0 \text{ on } \left(0, \frac{10\sqrt{5}}{\sqrt{3}}\right) \text{ and}$$

$$\frac{dQ}{dx} > 0 \text{ on } \left(\frac{10\sqrt{5}}{\sqrt{3}}, \infty\right).$$

$$\text{When } x = \frac{10\sqrt{5}}{\sqrt{3}}, y = \frac{300}{\frac{10\sqrt{5}}{\sqrt{3}}} = 6\sqrt{15}$$

$Q$  has a minimum when  $x = \frac{10\sqrt{5}}{\sqrt{3}} \approx 12.91$  ft and  
 $y = 6\sqrt{15} \approx 23.24$  ft.

16.  $xy = 900$ ;  $y = \frac{900}{x}$

The possible values for  $x$  are in  $(0, \infty)$ .

$$Q = 6x + 4y = 6x + \frac{3600}{x}$$

$$\frac{dQ}{dx} = 6 - \frac{3600}{x^2}$$

$$6 - \frac{3600}{x^2} = 0$$

$$x^2 = 600$$

$$x = \pm 10\sqrt{6}$$

$x = 10\sqrt{6}$  is the only critical point in  $(0, \infty)$ .

$$\frac{dQ}{dx} < 0 \text{ on } (0, 10\sqrt{6}) \text{ and } \frac{dQ}{dx} > 0 \text{ on } (10\sqrt{6}, \infty).$$

$$\text{When } x = 10\sqrt{6}, y = \frac{900}{10\sqrt{6}} = 15\sqrt{6}$$

$Q$  has a minimum when  $x = 10\sqrt{6} \approx 24.49$  ft and  
 $y = 15\sqrt{6} \approx 36.74$ .

$$\text{It appears that } \frac{x}{y} = \frac{2}{3}.$$

Suppose that each pen has area  $A$ .

$$xy = A; y = \frac{A}{x}$$

The possible values for  $x$  are in  $(0, \infty)$ .

$$Q = 6x + 4y = 6x + \frac{4A}{x}$$

$$\frac{dQ}{dx} = 6 - \frac{4A}{x^2}$$

$$6 - \frac{4A}{x^2} = 0$$

$$x^2 = \frac{2A}{3}$$

$$x = \pm \sqrt{\frac{2A}{3}}$$

$x = \sqrt{\frac{2A}{3}}$  is the only critical point on  $(0, \infty)$ .

$$\frac{dQ}{dx} < 0 \text{ on } \left(0, \sqrt{\frac{2A}{3}}\right) \text{ and}$$

$$\frac{dQ}{dx} > 0 \text{ on } \left(\sqrt{\frac{2A}{3}}, \infty\right).$$

$$\text{When } x = \sqrt{\frac{2A}{3}}, y = \frac{A}{\sqrt{\frac{2A}{3}}} = \sqrt{\frac{3A}{2}}$$

$$\frac{x}{y} = \frac{\sqrt{\frac{2A}{3}}}{\sqrt{\frac{3A}{2}}} = \frac{2}{3}$$

17. Let  $D$  be the square of the distance.

$$D = (x-0)^2 + (y-4)^2 = x^2 + \left(\frac{x^2}{4} - 4\right)^2$$

$$= \frac{x^4}{16} - x^2 + 16$$

$$\frac{dD}{dx} = \frac{x^3}{4} - 2x; \frac{x^3}{4} - 2x = 0; x(x^2 - 8) = 0$$

$$x = 0, x = \pm 2\sqrt{2}$$

Critical points:  $0, 2\sqrt{2}, 2\sqrt{3}$

Since  $D$  is continuous and we are considering a closed interval for  $x$ , there is a maximum and minimum value of  $D$  on the interval. These extrema must occur at one of the critical points.

At  $x = 0, y = 0$ , and  $D = 16$ . At  $x = 2\sqrt{2}, y = 2$ , and  $D = 12$ . At  $x = 2\sqrt{3}, y = 3$ , and  $D = 13$ .

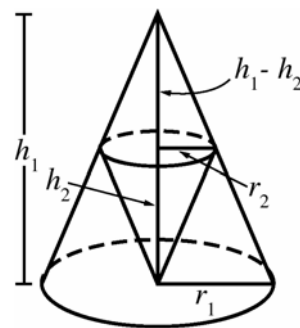
Therefore, the point on  $y = \frac{x^2}{4}$  closest to  $(0, 4)$  is

$P(2\sqrt{2}, 2)$  and the point farthest from  $(0, 4)$  is  $Q(0, 0)$ .

18. Let  $r_1$  and  $h_1$  be the radius and altitude of the outer cone;  $r_2$  and  $h_2$  the radius and altitude of the inner cone.

$$V_1 = \frac{1}{3}\pi r_1^2 h_1 \text{ is fixed. } r_1 = \sqrt{\frac{3V_1}{h_1}}$$

By similar triangles  $\frac{h_1 - h_2}{h_1} = \frac{r_2}{r_1}$  (see figure).



$$r_2 = r_1 \left(1 - \frac{h_2}{h_1}\right) = \sqrt{\frac{3V_1}{h_1}} \left(1 - \frac{h_2}{h_1}\right)$$



$$V_2 = \frac{1}{3}\pi r_2^2 h_2 = \frac{1}{3}\pi \left[ \sqrt{\frac{3V_1}{\pi h_1}} \left( 1 - \frac{h_2}{h_1} \right) \right]^2 h_2$$

$$= \frac{\pi}{3} \cdot \frac{3V_1 h_2}{\pi h_1} \left( 1 - \frac{h_2}{h_1} \right)^2 = V_1 \frac{h_2}{h_1} \left( 1 - \frac{h_2}{h_1} \right)^2$$

Let  $k = \frac{h_2}{h_1}$ , the ratio of the altitudes of the cones,

then  $V_2 = V_1 k(1-k)^2$ .

$$\frac{dV_2}{dk} = V_1(1-k)^2 - 2kV_1(1-k) = V_1(1-k)(1-3k)$$

$0 < k < 1$  so  $\frac{dV_2}{dk} = 0$  when  $k = \frac{1}{3}$ .

$$\frac{d^2V_2}{dk^2} = V_1(6k-4); \frac{d^2V_2}{dk^2} < 0 \text{ when } k = \frac{1}{3}$$

The altitude of the inner cone must be  $\frac{1}{3}$  the altitude of the outer cone.

- 19.** Let  $x$  be the distance from  $P$  to where the woman lands the boat. She must row a distance of

$\sqrt{x^2 + 4}$  miles and walk  $10 - x$  miles. This will

take her  $T(x) = \frac{\sqrt{x^2 + 4}}{3} + \frac{10 - x}{4}$  hours;

$$0 \leq x \leq 10. T'(x) = \frac{x}{3\sqrt{x^2 + 4}} - \frac{1}{4}; T'(x) = 0$$

when  $x = \frac{6}{\sqrt{7}}$ .

$$T(0) = \frac{19}{6} \text{ hr} = 3 \text{ hr } 10 \text{ min} \approx 3.17 \text{ hr},$$

$$T\left(\frac{6}{\sqrt{7}}\right) = \frac{15 + \sqrt{7}}{6} \approx 2.94 \text{ hr},$$

$$T(10) = \frac{\sqrt{104}}{3} \approx 3.40 \text{ hr}$$

She should land the boat  $\frac{6}{\sqrt{7}} \approx 2.27$  mi down the shore from  $P$ .

$$\mathbf{20.} \quad T(x) = \frac{\sqrt{x^2 + 4}}{3} + \frac{10 - x}{50}, 0 \leq x \leq 10.$$

$$T'(x) = \frac{x}{3\sqrt{x^2 + 4}} - \frac{1}{50}; T'(x) = 0 \text{ when}$$

$$x = \frac{6}{\sqrt{2491}}$$

$$T(0) = \frac{13}{15} \approx 0.867 \text{ hr}; T\left(\frac{6}{\sqrt{2491}}\right) \approx 0.865 \text{ hr};$$

$$T(10) \approx 3.399 \text{ hr}$$

She should land the boat  $\frac{6}{\sqrt{2491}} \approx 0.12$  mi down the shore from  $P$ .

$$\mathbf{21.} \quad T(x) = \frac{\sqrt{x^2 + 4}}{20} + \frac{10 - x}{4}, 0 \leq x \leq 10.$$

$$T'(x) = \frac{x}{20\sqrt{x^2 + 4}} - \frac{1}{4}; T'(x) = 0 \text{ has no solution.}$$

$$T(0) = \frac{2}{20} + \frac{10}{4} = \frac{13}{5} \text{ hr} = 2 \text{ hr}, 36 \text{ min}$$

$$T(10) = \frac{\sqrt{104}}{20} \approx 0.5 \text{ hr}$$

She should take the boat all the way to town.

- 22.** Let  $x$  be the length of cable on land,  $0 \leq x \leq L$ . Let  $C$  be the cost.

$$C = a\sqrt{(L-x)^2 + w^2} + bx$$

$$\frac{dC}{dx} = -\frac{a(L-x)}{\sqrt{(L-x)^2 + w^2}} + b$$

$$-\frac{a(L-x)}{\sqrt{(L-x)^2 + w^2}} + b = 0 \text{ when}$$

$$b^2[(L-x)^2 + w^2] = a^2(L-x)^2$$

$$(a^2 - b^2)(L-x)^2 = b^2w^2$$

$$x = L - \frac{bw}{\sqrt{a^2 - b^2}} \text{ ft on land;}$$

$$\frac{aw}{\sqrt{a^2 - b^2}} \text{ ft under water}$$

$\frac{d^2C}{dx^2} = \frac{aw^2}{[(L-x)^2 + w^2]^{3/2}} > 0$  for all  $x$ , so this minimizes the cost.

23. Let the coordinates of the first ship at 7:00 a.m. be  $(0, 0)$ . Thus, the coordinates of the second ship at 7:00 a.m. are  $(-60, 0)$ . Let  $t$  be the time in hours since 7:00 a.m. The coordinates of the first and second ships at  $t$  are  $(-20t, 0)$  and  $(-60 + 15\sqrt{2}t, -15\sqrt{2}t)$  respectively. Let  $D$  be the square of the distances at  $t$ .

$$D = (-20t + 60 - 15\sqrt{2}t)^2 + (0 + 15\sqrt{2}t)^2$$

$$= (1300 + 600\sqrt{2})t^2 - (2400 + 1800\sqrt{2})t + 3600$$

$$\frac{dD}{dt} = 2(1300 + 600\sqrt{2})t - (2400 + 1800\sqrt{2})$$

$$2(1300 + 600\sqrt{2})t - (2400 + 1800\sqrt{2}) = 0 \text{ when}$$

$$t = \frac{12 + 9\sqrt{2}}{13 + 6\sqrt{2}} \approx 1.15 \text{ hrs or 1 hr, 9 min}$$

$$D \text{ is the minimum at } t = \frac{12 + 9\sqrt{2}}{13 + 6\sqrt{2}} \text{ since } \frac{d^2D}{dt^2} > 0$$

for all  $t$ .

The ships are closest at 8:09 A.M.

24. Write  $y$  in terms of  $x$ :  $y = \frac{b}{a}\sqrt{a^2 - x^2}$  (positive square root since the point is in the first quadrant). Compute the slope of the tangent line:

$$y' = -\frac{bx}{a\sqrt{a^2 - x^2}}.$$

Find the  $y$ -intercept,  $y_0$ , of the tangent line through the point  $(x, y)$ :

$$\frac{y_0 - y}{0 - x} = -\frac{bx}{a\sqrt{a^2 - x^2}}$$

$$y_0 = \frac{bx^2}{a\sqrt{a^2 - x^2}} + y = \frac{bx^2}{a\sqrt{a^2 - x^2}} + \frac{b}{a}\sqrt{a^2 - x^2}$$

$$= \frac{ab}{\sqrt{a^2 - x^2}}$$

Find the  $x$ -intercept,  $x_0$ , of the tangent line through the point  $(x, y)$ :

$$\frac{y - 0}{x - x_0} = -\frac{bx}{a\sqrt{a^2 - x^2}}$$

$$x_0 = \frac{ay\sqrt{a^2 - x^2}}{bx} + x = \frac{a^2 - x^2}{x} + x = \frac{a^2}{x}$$

Compute the Area  $A$  of the resulting triangle and maximize:

$$A = \frac{1}{2}x_0y_0 = \frac{a^3b}{2x\sqrt{a^2 - x^2}} = \frac{a^3b}{2}\left(x\sqrt{a^2 - x^2}\right)^{-1}$$

$$\frac{dA}{dx} = -\frac{a^3b}{2}\left(x\sqrt{a^2 - x^2}\right)^{-2}\left(\sqrt{a^2 - x^2} - \frac{x^2}{\sqrt{a^2 - x^2}}\right)$$

$$= \frac{a^3b}{2x^2(a^2 - x^2)^{3/2}}(2x^2 - a^2)$$

$$\frac{a^3b}{2x^2(a^2 - x^2)^{3/2}}(2x^2 - a^2) = 0 \text{ when}$$

$$x = \frac{a}{\sqrt{2}}; y = \frac{b}{a}\sqrt{a^2 - \left(\frac{a}{\sqrt{2}}\right)^2} = \frac{b}{\sqrt{2}}$$

$$y' = -\frac{b\left(\frac{a}{\sqrt{2}}\right)}{a\sqrt{a^2 - \left(\frac{a}{\sqrt{2}}\right)^2}} = -\frac{b}{a}$$

Note that  $\frac{dA}{dx} < 0$  on  $\left(0, \frac{a}{\sqrt{2}}\right)$  and

$\frac{dA}{dx} > 0$  on  $\left(\frac{a}{\sqrt{2}}, a\right)$ , so  $A$  is a minimum at

$x = \frac{a}{\sqrt{2}}$ . Then the equation of the tangent line is

$$y = -\frac{b}{a}\left(x - \frac{a}{\sqrt{2}}\right) + \frac{b}{\sqrt{2}} \text{ or } bx + ay - ab\sqrt{2} = 0.$$

25. Let  $x$  be the radius of the base of the cylinder and  $h$  the height.

$$V = \pi x^2 h; r^2 = x^2 + \left(\frac{h}{2}\right)^2; x^2 = r^2 - \frac{h^2}{4}$$

$$V = \pi\left(r^2 - \frac{h^2}{4}\right)h = \pi hr^2 - \frac{\pi h^3}{4}$$

$$\frac{dV}{dh} = \pi r^2 - \frac{3\pi h^2}{4}; V' = 0 \text{ when } h = \pm \frac{2\sqrt{3}r}{3}$$

Since  $\frac{d^2V}{dh^2} = -\frac{3\pi h}{2}$ , the volume is maximized

$$\text{when } h = \frac{2\sqrt{3}r}{3}.$$

$$V = \pi\left(\frac{2\sqrt{3}}{3}r\right)r^2 - \frac{\pi\left(\frac{2\sqrt{3}}{3}r\right)^3}{4}$$

$$= \frac{2\pi\sqrt{3}}{3}r^3 - \frac{2\pi\sqrt{3}}{9}r^3 = \frac{4\pi\sqrt{3}}{9}r^3$$

26. Let  $r$  be the radius of the circle,  $x$  the length of the rectangle, and  $y$  the width of the rectangle.

$$P = 2x + 2y; r^2 = \left(\frac{x}{2}\right)^2 + \left(\frac{y}{2}\right)^2; r^2 = \frac{x^2}{4} + \frac{y^2}{4};$$

$$y = \sqrt{4r^2 - x^2}; P = 2x + 2\sqrt{4r^2 - x^2}$$

$$\frac{dP}{dx} = 2 - \frac{2x}{\sqrt{4r^2 - x^2}};$$

$$2 - \frac{2x}{\sqrt{4r^2 - x^2}} = 0; 2\sqrt{4r^2 - x^2} = 2x;$$

$$16r^2 - 4x^2 = 4x^2; x = \pm\sqrt{2}r$$

$$\frac{d^2P}{dx^2} = -\frac{8r^2}{(4r^2 - x^2)^{3/2}} < 0 \text{ when } x = \sqrt{2}r;$$

$$y = \sqrt{4r^2 - 2r^2} = \sqrt{2}r$$

The rectangle with maximum perimeter is a square with side length  $\sqrt{2}r$ .

27. Let  $x$  be the radius of the cylinder,  $r$  the radius of the sphere, and  $h$  the height of the cylinder.

$$A = 2\pi xh; r^2 = x^2 + \frac{h^2}{4}; x = \sqrt{r^2 - \frac{h^2}{4}}$$

$$A = 2\pi\sqrt{r^2 - \frac{h^2}{4}}h = 2\pi\sqrt{h^2r^2 - \frac{h^4}{4}}$$

$$\frac{dA}{dh} = \frac{\pi(2r^2h - h^3)}{\sqrt{h^2r^2 - \frac{h^4}{4}}}; A' = 0 \text{ when } h = 0, \pm\sqrt{2}r$$

$$\frac{dA}{dh} > 0 \text{ on } (0, \sqrt{2}r) \text{ and } \frac{dA}{dh} < 0 \text{ on } (\sqrt{2}r, 2r),$$

so  $A$  is a maximum when  $h = \sqrt{2}r$ .

The dimensions are  $h = \sqrt{2}r, x = \frac{r}{\sqrt{2}}$ .

28. Let  $x$  be the distance from  $I_1$ .

$$Q = \frac{kI_1}{x^2} + \frac{kI_2}{(s-x)^2}$$

$$\frac{dQ}{dx} = \frac{-2kI_1}{x^3} + \frac{2kI_2}{(s-x)^3}$$

$$-\frac{2kI_1}{x^3} + \frac{2kI_2}{(s-x)^3} = 0; \frac{x^3}{(s-x)^3} = \frac{I_1}{I_2};$$

$$x = \frac{s\sqrt[3]{I_1}}{\sqrt[3]{I_1} + \sqrt[3]{I_2}}$$

$$\frac{d^2Q}{dx^2} = \frac{6kI_1}{x^4} + \frac{6kI_2}{(s-x)^4} > 0, \text{ so this point}$$

minimizes the sum.

29. Let  $x$  be the length of a side of the square, so

$\frac{100-4x}{3}$  is the side of the triangle,  $0 \leq x \leq 25$

$$A = x^2 + \frac{1}{2}\left(\frac{100-4x}{3}\right)\frac{\sqrt{3}}{2}\left(\frac{100-4x}{3}\right)$$

$$= x^2 + \frac{\sqrt{3}}{4}\left(\frac{10,000 - 800x + 16x^2}{9}\right)$$

$$\frac{dA}{dx} = 2x - \frac{200\sqrt{3}}{9} + \frac{8\sqrt{3}}{9}x$$

$$A'(x) = 0 \text{ when } x = \frac{300\sqrt{3}}{11} - \frac{400}{11} \approx 10.874.$$

Critical points:  $x = 0, 10.874, 25$

At  $x = 0, A \approx 481$ ; at  $x = 10.874, A \approx 272$ ; at  $x = 25, A = 625$ .

- a. For minimum area, the cut should be approximately  $4(10.874) \approx 43.50$  cm from one end and the shorter length should be bent to form the square.

- b. For maximum area, the wire should not be cut; it should be bent to form a square.

30. Let  $x$  be the length of the sides of the base,  $y$  be the height of the box, and  $k$  be the cost per square inch of the material in the sides of the box.

$$V = x^2y;$$

The cost is  $C = 1.2kx^2 + 1.5ky^2 + 4kxy$

$$= 2.7kx^2 + 4kx\left(\frac{V}{x^2}\right) = 2.7kx^2 + \frac{4kV}{x}$$

$$\frac{dC}{dx} = 5.4kx - \frac{4kV}{x^2}; \frac{dC}{dx} = 0 \text{ when } x \approx 0.905\sqrt[3]{V}$$

$$y \approx \frac{V}{(0.905\sqrt[3]{V})^2} \approx 1.22\sqrt[3]{V}$$

31. Let  $r$  be the radius of the cylinder and  $h$  the height of the cylinder.

$$V = \pi r^2h + \frac{2}{3}\pi r^3; h = \frac{V - \frac{2}{3}\pi r^3}{\pi r^2} = \frac{V}{\pi r^2} - \frac{2}{3}r$$

Let  $k$  be the cost per square foot of the cylindrical wall. The cost is

$$C = k(2\pi rh) + 2k(2\pi r^2)$$

$$= k\left(2\pi r\left(\frac{V}{\pi r^2} - \frac{2}{3}r\right) + 4\pi r^2\right) = k\left(\frac{2V}{r} + \frac{8\pi r^2}{3}\right)$$

$$\frac{dC}{dr} = k\left(-\frac{2V}{r^2} + \frac{16\pi r}{3}\right); k\left(-\frac{2V}{r^2} + \frac{16\pi r}{3}\right) = 0$$

$$\text{when } r^3 = \frac{3V}{8\pi}, r = \frac{1}{2}\left(\frac{3V}{\pi}\right)^{1/3}$$

$$h = \frac{4V}{\pi\left(\frac{3V}{\pi}\right)^{2/3}} - \frac{1}{3}\left(\frac{3V}{\pi}\right)^{1/3} = \left(\frac{3V}{\pi}\right)^{1/3}$$

For a given volume  $V$ , the height of the cylinder is

$$\left(\frac{3V}{\pi}\right)^{1/3} \text{ and the radius is } \frac{1}{2}\left(\frac{3V}{\pi}\right)^{1/3}.$$

$$32. \frac{dx}{dt} = 2 \cos 2t - 2\sqrt{3} \sin 2t;$$

$$\frac{dx}{dt} = 0 \text{ when } \tan 2t = \frac{1}{\sqrt{3}};$$

$$2t = \frac{\pi}{6} + \pi n \text{ for any integer } n$$

$$t = \frac{\pi}{12} + \frac{\pi}{2}n$$

$$\text{When } t = \frac{\pi}{12} + \frac{\pi}{2}n,$$

$$\begin{aligned} |x| &= \left| \sin\left(\frac{\pi}{6} + \pi n\right) + \sqrt{3} \cos\left(\frac{\pi}{6} + \pi n\right) \right| \\ &= \left| \sin \frac{\pi}{6} \cos \pi n + \cos \frac{\pi}{6} \sin \pi n \right. \\ &\quad \left. + \sqrt{3}(\cos \frac{\pi}{6} \cos \pi n - \sin \frac{\pi}{6} \sin \pi n) \right| \\ &= \left| (-1)^n \frac{1}{2} + (-1)^n \frac{3}{2} \right| = 2. \end{aligned}$$

The farthest the weight gets from the origin is 2 units.

$$33. A = \frac{r^2 \theta}{2}; \theta = \frac{2A}{r^2}$$

The perimeter is

$$Q = 2r + r\theta = 2r + \frac{2Ar}{r^2} = 2r + \frac{2A}{r}$$

$$\frac{dQ}{dr} = 2 - \frac{2A}{r^2}; Q' = 0 \text{ when } r = \sqrt{A}$$

$$\theta = \frac{2A}{(\sqrt{A})^2} = 2$$

$$\frac{d^2Q}{dr^2} = \frac{4A}{r^3} > 0, \text{ so this minimizes the perimeter.}$$

34. The distance from the fence to the base of the

$$\text{ladder is } \frac{h}{\tan \theta}.$$

The length of the ladder is  $x$ .

$$\cos \theta = \frac{\frac{h}{\tan \theta} + w}{x}; x \cos \theta = \frac{h}{\tan \theta} + w;$$

$$x = \frac{h}{\sin \theta} + \frac{w}{\cos \theta}$$

$$\frac{dx}{d\theta} = -\frac{h \cos \theta}{\sin^2 \theta} + \frac{w \sin \theta}{\cos^2 \theta}; \frac{w \sin^3 \theta - h \cos^3 \theta}{\sin^2 \theta \cos^2 \theta} = 0$$

$$\text{when } \tan^3 \theta = \frac{h}{w}$$

$$\theta = \tan^{-1} \sqrt[3]{\frac{h}{w}}$$

$$\tan \theta = \frac{\sqrt[3]{h}}{\sqrt[3]{w}}; \sin \theta = \frac{\sqrt[3]{h}}{\sqrt{h^{2/3} + w^{2/3}}},$$

$$\cos \theta = \frac{\sqrt[3]{w}}{\sqrt{h^{2/3} + w^{2/3}}}$$

$$\begin{aligned} x &= h \left( \frac{\sqrt{h^{2/3} + w^{2/3}}}{\sqrt[3]{h}} \right) + w \left( \frac{\sqrt{h^{2/3} + w^{2/3}}}{\sqrt[3]{w}} \right) \\ &= (h^{2/3} + w^{2/3})^{3/2} \end{aligned}$$

35.  $x$  is limited by  $0 \leq x \leq \sqrt{12}$ .

$$A = 2x(12 - x^2) = 24x - 2x^3; \frac{dA}{dx} = 24 - 6x^2;$$

$$24 - 6x^2 = 0; x = -2, 2$$

Critical points: 0, 2,  $\sqrt{12}$ .

When  $x = 0$  or  $\sqrt{12}$ ,  $A = 0$ .

When  $x = 2$ ,  $y = 12 - (2)^2 = 8$ .

The dimensions are  $2x = 2(2) = 4$  by 8.

36. Let the  $x$ -axis lie on the diameter of the semicircle and the  $y$ -axis pass through the middle.

Then the equation  $y = \sqrt{r^2 - x^2}$  describes the semicircle. Let  $(x, y)$  be the upper-right corner of the rectangle.  $x$  is limited by  $0 \leq x \leq r$ .

$$A = 2xy = 2x\sqrt{r^2 - x^2}$$

$$\frac{dA}{dx} = 2\sqrt{r^2 - x^2} - \frac{2x^2}{\sqrt{r^2 - x^2}} = \frac{2}{\sqrt{r^2 - x^2}}(r^2 - 2x^2)$$

$$\frac{2}{\sqrt{r^2 - x^2}}(r^2 - 2x^2) = 0; x = \frac{r}{\sqrt{2}}$$

Critical points: 0,  $\frac{r}{\sqrt{2}}$ ,  $r$

When  $x = 0$  or  $r$ ,  $A = 0$ . When  $x = \frac{r}{\sqrt{2}}$ ,  $A = r^2$ .

$$y = \sqrt{r^2 - \left(\frac{r}{\sqrt{2}}\right)^2} = \frac{r}{\sqrt{2}}$$

The dimensions are  $\frac{r}{\sqrt{2}}$  by  $\frac{2r}{\sqrt{2}}$ .

37. If the end of the cylinder has radius  $r$  and  $h$  is the height of the cylinder, the surface area is

$$A = 2\pi r^2 + 2\pi rh \text{ so } h = \frac{A}{2\pi r} - r.$$

The volume is

$$V = \pi r^2 h = \pi r^2 \left( \frac{A}{2\pi r} - r \right) = \frac{Ar}{2} - \pi r^3.$$

$$V'(r) = \frac{A}{2} - 3\pi r^2; V'(r) = 0 \text{ when } r = \sqrt{\frac{A}{6\pi}},$$

$V''(r) = -6\pi r$ , so the volume is maximum when

$$r = \sqrt{\frac{A}{6\pi}}.$$

$$h = \frac{A}{2\pi r} - r = 2\sqrt{\frac{A}{6\pi}} = 2r$$

38. The ellipse has equation

$$y = \pm \sqrt{b^2 - \frac{b^2 x^2}{a^2}} = \pm \frac{b}{a} \sqrt{a^2 - x^2}$$

Let  $(x, y) = \left( x, \frac{b}{a} \sqrt{a^2 - x^2} \right)$  be the upper right-hand corner of the rectangle (use  $a$  and  $b$  positive). Then the dimensions of the rectangle are  $2x$  by

$$\frac{2b}{a} \sqrt{a^2 - x^2} \text{ and the area is}$$

$$A(x) = \frac{4bx}{a} \sqrt{a^2 - x^2}.$$

$$A'(x) = \frac{4b}{a} \sqrt{a^2 - x^2} - \frac{4bx^2}{a\sqrt{a^2 - x^2}} = \frac{4b(a^2 - 2x^2)}{a\sqrt{a^2 - x^2}};$$

$$A'(x) = 0 \text{ when } x = \frac{a}{\sqrt{2}}, \text{ so the corner is at}$$

$$\left( \frac{a}{\sqrt{2}}, \frac{b}{\sqrt{2}} \right). \text{ The corners of the rectangle are at}$$

$$\left( \frac{a}{\sqrt{2}}, \frac{b}{\sqrt{2}} \right), \left( -\frac{a}{\sqrt{2}}, \frac{b}{\sqrt{2}} \right), \left( -\frac{a}{\sqrt{2}}, -\frac{b}{\sqrt{2}} \right),$$

$$\left( \frac{a}{\sqrt{2}}, -\frac{b}{\sqrt{2}} \right).$$

The dimensions are  $a\sqrt{2}$  and  $b\sqrt{2}$ .

39. If the rectangle has length  $l$  and width  $w$ , the diagonal is  $d = \sqrt{l^2 + w^2}$ , so  $l = \sqrt{d^2 - w^2}$ . The area is  $A = lw = w\sqrt{d^2 - w^2}$ .

$$A'(w) = \sqrt{d^2 - w^2} - \frac{w^2}{\sqrt{d^2 - w^2}} = \frac{d^2 - 2w^2}{\sqrt{d^2 - w^2}};$$

$$A'(w) = 0 \text{ when } w = \frac{d}{\sqrt{2}} \text{ and so}$$

$$l = \sqrt{d^2 - \frac{d^2}{2}} = \frac{d}{\sqrt{2}}. A'(w) > 0 \text{ on } \left( 0, \frac{d}{\sqrt{2}} \right) \text{ and}$$

$A'(w) < 0$  on  $\left( \frac{d}{\sqrt{2}}, d \right)$ . Maximum area is for a square.

40. Note that  $\cos t = \frac{h}{r}$ , so  $h = r \cos t$ ,

$$\sin t = \frac{1}{r} \sqrt{r^2 - h^2}, \text{ and } \sqrt{r^2 - h^2} = r \sin t$$

$$\text{Area of submerged region} = tr^2 - h\sqrt{r^2 - h^2} \\ = tr^2 - (r \cos t)(r \sin t) = r^2(t - \cos t \sin t)$$

$A$  = area of exposed wetted region

$$= \pi r^2 - \pi h^2 - r^2(t - \cos t \sin t)$$

$$= r^2(\pi - \pi \cos^2 t - t + \cos t \sin t)$$

$$\frac{dA}{dt} = r^2(2\pi \cos t \sin t - 1 + \cos^2 t - \sin^2 t)$$

$$= r^2(2\pi \cos t \sin t - 2\sin^2 t)$$

$$= 2r^2 \sin t(\pi \cos t - \sin t)$$

Since  $0 < t < \pi$ ,  $\frac{dA}{dt} = 0$  only when

$$\pi \cos t = \sin t \text{ or } \tan t = \pi. \text{ In terms of } r \text{ and } h,$$

$$\text{this is } \frac{\frac{1}{r} \sqrt{r^2 - h^2}}{\frac{h}{r}} = \pi \text{ or } h = \frac{r}{\sqrt{1 + \pi^2}}.$$

41. The carrying capacity of the gutter is maximized when the area of the vertical end of the gutter is maximized. The height of the gutter is  $3 \sin \theta$ . The area is

$$A = 3(3 \sin \theta) + 2 \left( \frac{1}{2} \right) (3 \cos \theta)(3 \sin \theta)$$

$$= 9 \sin \theta + 9 \cos \theta \sin \theta.$$

$$\frac{dA}{d\theta} = 9 \cos \theta + 9(-\sin \theta) \sin \theta + 9 \cos \theta \cos \theta$$

$$= 9(\cos \theta - \sin^2 \theta + \cos^2 \theta)$$

$$= 9(2 \cos^2 \theta + \cos \theta - 1)$$

$$2 \cos^2 \theta + \cos \theta - 1 = 0; \cos \theta = -1, \frac{1}{2}; \theta = \pi, \frac{\pi}{3}$$

Since  $0 \leq \theta \leq \frac{\pi}{2}$ , the critical points are

$$0, \frac{\pi}{3}, \text{ and } \frac{\pi}{2}.$$

When  $\theta = 0$ ,  $A = 0$ .

$$\text{When } \theta = \frac{\pi}{3}, A = \frac{27\sqrt{3}}{4} \approx 11.7.$$

$$\text{When } \theta = \frac{\pi}{2}, A = 9.$$

The carrying capacity is maximized when  $\theta = \frac{\pi}{3}$ .

42. The circumference of the top of the tank is the circumference of the circular sheet minus the arc length of the sector,  $20\pi - 10\theta$  meters. The radius of the top of the tank is  $r = \frac{20\pi - 10\theta}{2\pi} = \frac{5}{\pi}(2\pi - \theta)$  meters. The slant height of the tank is 10 meters, so the height of the tank is

$$h = \sqrt{10^2 - \left(10 - \frac{5\theta}{\pi}\right)^2} = \frac{5}{\pi} \sqrt{4\pi\theta - \theta^2} \text{ meters.}$$

$$V = \frac{1}{3} \pi r^2 h = \frac{1}{3} \pi \left[ \frac{5}{\pi} (2\pi - \theta) \right]^2 \left[ \frac{5}{\pi} \sqrt{4\pi\theta - \theta^2} \right]$$

$$= \frac{125}{3\pi^2} (2\pi - \theta)^2 \sqrt{4\pi\theta - \theta^2}$$

$$\frac{dV}{d\theta} = \frac{125}{3\pi^2} \left( 2(2\pi - \theta)(-1) \sqrt{4\pi\theta - \theta^2} + \frac{(2\pi - \theta)^2 \left(\frac{1}{2}\right)(4\pi - 2\theta)}{\sqrt{4\pi\theta - \theta^2}} \right)$$

$$= \frac{125(2\pi - \theta)}{3\pi^2 \sqrt{4\pi\theta - \theta^2}} (3\theta^2 - 12\pi\theta + 4\pi^2);$$

$$\frac{125(2\pi - \theta)}{3\pi^2 \sqrt{4\pi\theta - \theta^2}} (3\theta^2 - 12\pi\theta + 4\pi^2) = 0$$

$$2\pi - \theta = 0 \text{ or } 3\theta^2 - 12\pi\theta + 4\pi^2 = 0$$

$$\theta = 2\pi, \theta = 2\pi - \frac{2\sqrt{6}}{3}\pi, \theta = 2\pi + \frac{2\sqrt{6}}{3}\pi$$

Since  $0 < \theta < 2\pi$ , the only critical point is

$2\pi - \frac{2\sqrt{6}}{3}\pi$ . A graph shows that this maximizes the volume.

43. Let  $V$  be the volume.  $y = 4 - x$  and  $z = 5 - 2x$ .  $x$  is limited by  $0 \leq x \leq 2.5$ .

$$V = x(4 - x)(5 - 2x) = 20x - 13x^2 + 2x^3$$

$$\frac{dV}{dx} = 20 - 26x + 6x^2; 2(3x^2 - 13x + 10) = 0;$$

$$2(3x - 10)(x - 1) = 0;$$

$$x = 1, \frac{10}{3}$$

Critical points: 0, 1, 2.5

At  $x = 0$  or 2.5,  $V = 0$ . At  $x = 1$ ,  $V = 9$ .

Maximum volume when  $x = 1$ ,  $y = 4 - 1 = 3$ , and  $z = 5 - 2(1) = 3$ .

44. Let  $x$  be the length of the edges of the cube. The surface area of the cube is  $6x^2$  so  $0 \leq x \leq \frac{1}{\sqrt{6}}$ .

The surface area of the sphere is  $4\pi r^2$ , so

$$6x^2 + 4\pi r^2 = 1, r = \sqrt{\frac{1 - 6x^2}{4\pi}}$$

$$V = x^3 + \frac{4}{3}\pi r^3 = x^3 + \frac{1}{6\sqrt{\pi}}(1 - 6x^2)^{3/2}$$

$$\frac{dV}{dx} = 3x^2 - \frac{3}{\sqrt{\pi}}x\sqrt{1 - 6x^2} = 3x \left( x - \sqrt{\frac{1 - 6x^2}{\pi}} \right)$$

$$\frac{dV}{dx} = 0 \text{ when } x = 0, \frac{1}{\sqrt{6 + \pi}}$$

$$V(0) = \frac{1}{6\sqrt{\pi}} \approx 0.094 \text{ m}^3.$$

$$V\left(\frac{1}{\sqrt{6 + \pi}}\right) = (6 + \pi)^{-3/2} + \frac{1}{6\sqrt{\pi}}\left(1 - \frac{6}{6 + \pi}\right)^{3/2}$$

$$= \left(1 + \frac{\pi}{6}\right)(6 + \pi)^{-3/2} = \frac{1}{6\sqrt{6 + \pi}} \approx 0.055 \text{ m}^3$$

For maximum volume: no cube, a sphere of radius

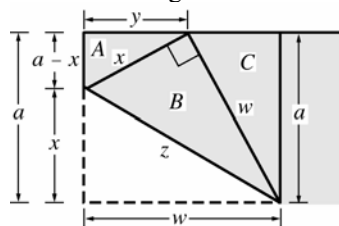
$$\frac{1}{2\sqrt{\pi}} \approx 0.282 \text{ meters.}$$

For minimum volume: cube with sides of length

$$\frac{1}{\sqrt{6 + \pi}} \approx 0.331 \text{ meters,}$$

$$\text{sphere of radius } \frac{1}{2\sqrt{6 + \pi}} \approx 0.165 \text{ meters}$$

45. Consider the figure below.



$$\text{a. } y = \sqrt{x^2 - (a - x)^2} = \sqrt{2ax - a^2}$$

$$\text{Area of } A = A = \frac{1}{2}(a - x)y$$

$$= \frac{1}{2}(a - x)\sqrt{2ax - a^2}$$

$$\frac{dA}{dx} = -\frac{1}{2}\sqrt{2ax - a^2} + \frac{\frac{1}{2}(a - x)\left(\frac{1}{2}\right)(2a)}{\sqrt{2ax - a^2}}$$

$$= \frac{a^2 - \frac{3}{2}ax}{\sqrt{2ax - a^2}}$$

$$\frac{a^2 - \frac{3}{2}ax}{\sqrt{2ax - a^2}} = 0 \text{ when } x = \frac{2a}{3}.$$

$$\frac{dA}{dx} > 0 \text{ on } \left(\frac{a}{2}, \frac{2a}{3}\right) \text{ and } \frac{dA}{dx} < 0 \text{ on } \left(\frac{2a}{3}, a\right),$$

so  $x = \frac{2a}{3}$  maximizes the area of triangle A.

b. Triangle A is similar to triangle C, so

$$w = \frac{ax}{y} = \frac{ax}{\sqrt{2ax - a^2}}$$

$$\text{Area of } B = B = \frac{1}{2}xw = \frac{ax^2}{2\sqrt{2ax - a^2}}$$

$$\frac{dB}{dx} = \frac{a}{2} \left( \frac{2x\sqrt{2ax - a^2} - x^2 \frac{a}{\sqrt{2ax - a^2}}}{2ax - a^2} \right)$$

$$= \frac{a}{2} \left( \frac{2x(2ax - a^2) - ax^2}{(2ax - a^2)^{3/2}} \right) = \frac{a}{2} \left( \frac{3ax^2 - 2xa^2}{(2ax - a^2)^{3/2}} \right)$$

$$\frac{a^2}{2} \left( \frac{3x^2 - 2xa}{(2ax - a^2)^{3/2}} \right) = 0 \text{ when } x = 0, \frac{2a}{3}$$

Since  $x = 0$  is not possible,  $x = \frac{2a}{3}$ .

$$\frac{dB}{dx} < 0 \text{ on } \left(\frac{a}{2}, \frac{2a}{3}\right) \text{ and } \frac{dB}{dx} > 0 \text{ on } \left(\frac{2a}{3}, a\right),$$

so  $x = \frac{2a}{3}$  minimizes the area of triangle B.

$$\text{c. } z = \sqrt{x^2 + w^2} = \sqrt{x^2 + \frac{a^2 x^2}{2ax - a^2}}$$

$$= \sqrt{\frac{2ax^3}{2ax - a^2}}$$

$$\frac{dz}{dx} = \frac{1}{2} \sqrt{\frac{2ax - a^2}{2ax^3}} \left( \frac{6ax^2(2ax - a^2) - 2ax^3(2a)}{(2ax - a^2)^2} \right)$$

$$= \frac{4a^2 x^3 - 3a^3 x^2}{\sqrt{2ax^3(2ax - a^2)^3}}$$

$$\frac{dz}{dx} = 0 \text{ when } x = 0, \frac{3a}{4} \rightarrow x = \frac{3a}{4}$$

$$\frac{dz}{dx} < 0 \text{ on } \left(\frac{a}{2}, \frac{3a}{4}\right) \text{ and } \frac{dz}{dx} > 0 \text{ on } \left(\frac{3a}{4}, a\right),$$

so  $x = \frac{3a}{4}$  minimizes length  $z$ .

46. Let  $2x$  be the length of a bar and  $2y$  be the width of a bar.

$$x = a \cos\left(\frac{\pi}{4} - \frac{\theta}{2}\right) = a \left( \frac{1}{\sqrt{2}} \cos \frac{\theta}{2} + \frac{1}{\sqrt{2}} \sin \frac{\theta}{2} \right) = \frac{a}{\sqrt{2}} \left( \cos \frac{\theta}{2} + \sin \frac{\theta}{2} \right)$$

$$y = a \sin\left(\frac{\pi}{4} - \frac{\theta}{2}\right) = a \left( \frac{1}{\sqrt{2}} \cos \frac{\theta}{2} - \frac{1}{\sqrt{2}} \sin \frac{\theta}{2} \right) = \frac{a}{\sqrt{2}} \left( \cos \frac{\theta}{2} - \sin \frac{\theta}{2} \right)$$

Compute the area  $A$  of the cross and maximize.

$$A = 2(2x)(2y) - (2y)^2 = 8 \left[ \frac{a}{\sqrt{2}} \left( \cos \frac{\theta}{2} + \sin \frac{\theta}{2} \right) \right] \left[ \frac{a}{\sqrt{2}} \left( \cos \frac{\theta}{2} - \sin \frac{\theta}{2} \right) \right] - 4 \left[ \frac{a}{\sqrt{2}} \left( \cos \frac{\theta}{2} - \sin \frac{\theta}{2} \right) \right]^2$$

$$= 4a^2 \left( \cos^2 \frac{\theta}{2} - \sin^2 \frac{\theta}{2} \right) - 2a^2 \left( 1 - 2 \cos \frac{\theta}{2} \sin \frac{\theta}{2} \right) = 4a^2 \cos \theta - 2a^2 (1 - \sin \theta)$$

$$\frac{dA}{d\theta} = -4a^2 \sin \theta + 2a^2 \cos \theta; \quad -4a^2 \sin \theta + 2a^2 \cos \theta = 0 \text{ when } \tan \theta = \frac{1}{2};$$

$$\sin \theta = \frac{1}{\sqrt{5}}, \cos \theta = \frac{2}{\sqrt{5}}$$

$$\frac{d^2 A}{d\theta^2} < 0 \text{ when } \tan \theta = \frac{1}{2}, \text{ so this maximizes the area.}$$

$$A = 4a^2 \left( \frac{2}{\sqrt{5}} \right) - 2a^2 \left( 1 - \frac{1}{\sqrt{5}} \right) = \frac{10a^2}{\sqrt{5}} - 2a^2 = 2a^2(\sqrt{5} - 1)$$

**47. a.**  $L'(\theta) = 15(9 + 25 - 30\cos\theta)^{-1/2} \sin\theta = 15(34 - 30\cos\theta)^{-1/2} \sin\theta$   
 $L''(\theta) = -\frac{15}{2}(34 - 30\cos\theta)^{-3/2}(30\sin\theta)\sin\theta + 15(34 - 30\cos\theta)^{-1/2} \cos\theta$   
 $= -225(34 - 30\cos\theta)^{-3/2} \sin^2\theta + 15(34 - 30\cos\theta)^{-1/2} \cos\theta$   
 $= 15(34 - 30\cos\theta)^{-3/2}[-15\sin^2\theta + (34 - 30\cos\theta)\cos\theta]$   
 $= 15(34 - 30\cos\theta)^{-3/2}[-15\sin^2\theta + 34\cos\theta - 30\cos^2\theta]$   
 $= 15(34 - 30\cos\theta)^{-3/2}[-15 + 34\cos\theta - 15\cos^2\theta]$   
 $= -15(34 - 30\cos\theta)^{-3/2}[15\cos^2\theta - 34\cos\theta + 15]$   
 $L'' = 0$  when  $\cos\theta = \frac{34 \pm \sqrt{(34)^2 - 4(15)(15)}}{2(15)} = \frac{5}{3}, \frac{3}{5}$   
 $\theta = \cos^{-1}\left(\frac{3}{5}\right)$   
 $L'\left(\cos^{-1}\left(\frac{3}{5}\right)\right) = 15\left(9 + 25 - 30\left(\frac{3}{5}\right)\right)^{-1/2} \left(\frac{4}{5}\right) = 3$   
 $L\left(\cos^{-1}\left(\frac{3}{5}\right)\right) = \left(9 + 25 - 30\left(\frac{3}{5}\right)\right)^{1/2} = 4$   
 $\phi = 90^\circ$  since the resulting triangle is a 3-4-5 right triangle.

**b.**  $L'(\theta) = 65(25 + 169 - 130\cos\theta)^{-1/2} \sin\theta = 65(194 - 130\cos\theta)^{-1/2} \sin\theta$   
 $L''(\theta) = -\frac{65}{2}(194 - 130\cos\theta)^{-3/2}(130\sin\theta)\sin\theta + 65(194 - 130\cos\theta)^{-1/2} \cos\theta$   
 $= -4225(194 - 130\cos\theta)^{-3/2} \sin^2\theta + 65(194 - 130\cos\theta)^{-1/2} \cos\theta$   
 $= 65(194 - 130\cos\theta)^{-3/2}[-65\sin^2\theta + (194 - 130\cos\theta)\cos\theta]$   
 $= 65(194 - 130\cos\theta)^{-3/2}[-65\sin^2\theta + 194\cos\theta - 130\cos^2\theta]$   
 $= 65(194 - 130\cos\theta)^{-3/2}[-65\cos^2\theta + 194\cos\theta - 65]$   
 $= -65(194 - 130\cos\theta)^{-3/2}[65\cos^2\theta - 194\cos\theta + 65]$   
 $L'' = 0$  when  $\cos\theta = \frac{194 \pm \sqrt{(194)^2 - 4(65)(65)}}{2(65)} = \frac{13}{5}, \frac{5}{13}$   
 $\theta = \cos^{-1}\left(\frac{5}{13}\right)$   
 $L'\left(\cos^{-1}\left(\frac{5}{13}\right)\right) = 65\left(25 + 169 - 130\left(\frac{5}{13}\right)\right)^{-1/2} \left(\frac{12}{13}\right) = 5$   
 $L\left(\cos^{-1}\left(\frac{5}{13}\right)\right) = \left(25 + 169 - 130\left(\frac{5}{13}\right)\right)^{1/2} = 12$   
 $\phi = 90^\circ$  since the resulting triangle is a 5-12-13 right triangle.

**c.** When the tips are separating most rapidly,  $\phi = 90^\circ$ ,  $L = \sqrt{m^2 - h^2}$ ,  $L' = h$



d.  $L'(\theta) = hm(h^2 + m^2 - 2hm \cos \theta)^{-1/2} \sin \theta$

$$L''(\theta) = -h^2 m^2 (h^2 + m^2 - 2hm \cos \theta)^{-3/2} \sin^2 \theta + hm(h^2 + m^2 - 2hm \cos \theta)^{-1/2} \cos \theta$$

$$= hm(h^2 + m^2 - 2hm \cos \theta)^{-3/2} [-hm \sin^2 \theta + (h^2 + m^2) \cos \theta - 2hm \cos^2 \theta]$$

$$= hm(h^2 + m^2 - 2hm \cos \theta)^{-3/2} [-hm \cos^2 \theta + (h^2 + m^2) \cos \theta - hm]$$

$$= -hm(h^2 + m^2 - 2hm \cos \theta)^{-3/2} [hm \cos^2 \theta - (h^2 + m^2) \cos \theta + hm]$$

$$L'' = 0 \text{ when } hm \cos^2 \theta - (h^2 + m^2) \cos \theta + hm = 0$$

$$(h \cos \theta - m)(m \cos \theta - h) = 0$$

$$\cos \theta = \frac{m}{h}, \frac{h}{m}$$

$$\text{Since } h < m, \cos \theta = \frac{h}{m} \text{ so } \theta = \cos^{-1}\left(\frac{h}{m}\right).$$

$$L'\left(\cos^{-1}\left(\frac{h}{m}\right)\right) = hm\left(h^2 + m^2 - 2hm\left(\frac{h}{m}\right)\right)^{-1/2} \frac{\sqrt{m^2 - h^2}}{m} = hm(m^2 - h^2)^{-1/2} \frac{\sqrt{m^2 - h^2}}{m} = h$$

$$L\left(\cos^{-1}\left(\frac{h}{m}\right)\right) = \left(h^2 + m^2 - 2hm\left(\frac{h}{m}\right)\right)^{1/2} = \sqrt{m^2 - h^2}$$

$$\text{Since } h^2 + L^2 = m^2, \phi = 90^\circ.$$

48. We are interested in finding the global extrema for the distance of the object from the observer. We will obtain this result by considering the squared distance instead. The squared distance can be expressed as

$$D(x) = (x-2)^2 + \left(100 + x - \frac{1}{10}x^2\right)^2$$

The first and second derivatives are given by

$$D'(x) = \frac{1}{25}x^3 - \frac{3}{5}x^2 - 36x + 196 \text{ and}$$

$$D''(x) = \frac{3}{25}(x^2 - 10x - 300)$$

Using a computer package, we can solve the equation  $D'(x) = 0$  to find the critical points. The critical points are  $x \approx 5.1538, 36.148$ . Using the second derivative we see that

$$D''(5.1538) \approx -38.9972 \text{ (max) and}$$

$$D''(36.148) \approx 77.4237 \text{ (min)}$$

Therefore, the position of the object closest to the observer is  $\approx (36.148, 5.48)$  while the position of the object farthest from the person is  $\approx (5.1538, 102.5)$ .

(Remember to go back to the original equation for the path of the object once you find the critical points.)

49. Here we are interested in minimizing the distance between the earth and the asteroid. Using the coordinates  $P$  and  $Q$  for the two bodies, we can use the distance formula to obtain a suitable equation. However, for simplicity, we will minimize the squared distance to find the critical points. The squared distance between the objects is given by

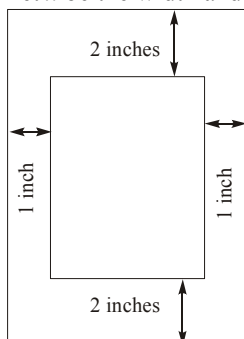
$$D(t) = (93 \cos(2\pi t) - 60 \cos[2\pi(1.51t - 1)])^2 + (93 \sin(2\pi t) - 120 \sin[2\pi(1.51t - 1)])^2$$

The first derivative is

$$D'(t) \approx -34359[\cos(2\pi t)][\sin(9.48761t)] + [\cos(9.48761t)][(204932 \sin(9.48761t) - 141643 \sin(2\pi t))]$$

Plotting the function and its derivative reveal a periodic relationship due to the orbiting of the objects. Careful examination of the graphs reveals that there is indeed a minimum squared distance (and hence a minimum distance) that occurs only once. The critical value for this occurrence is  $t \approx 13.82790355$ . This value gives a squared distance between the objects of  $\approx 0.0022743$  million miles. The actual distance is  $\approx 0.047851$  million miles  $\approx 47,851$  miles.

50. Let  $x$  be the width and  $y$  the height of the flyer.



We wish to minimize the area of the flyer,

$$A = xy.$$

As it stands,  $A$  is expressed in terms of two variables so we need to write one in terms of the other.

The printed area of the flyer has an area of 50 square inches. The equation for this area is

$$(x-2)(y-4) = 50$$

We can solve this equation for  $y$  to obtain

$$y = \frac{50}{x-2} + 4$$

Substituting this expression for  $y$  in our equation for  $A$ , we get  $A$  in terms of a single variable,  $x$ .

$$A = xy$$

$$= x \left( \frac{50}{x-2} + 4 \right) = \frac{50x}{x-2} + 4x$$

The allowable values for  $x$  are  $2 < x < \infty$ ; we want to minimize  $A$  on the open interval  $(2, \infty)$ .

$$\begin{aligned} \frac{dA}{dx} &= \frac{(x-2)50 - 50x}{(x-2)^2} + 4 = \frac{-100}{(x-2)^2} + 4 \\ &= \frac{4x^2 - 16x - 84}{(x-2)^2} = \frac{4(x-7)(x+3)}{(x-2)^2} \end{aligned}$$

The only critical points are obtained by solving

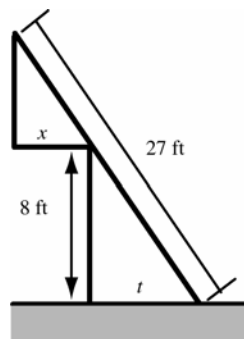
$$\frac{dA}{dx} = 0; \text{ this yields } x = 7 \text{ and } x = -3. \text{ We reject } x = -3$$

because it is not in the feasible domain

$(2, \infty)$ . Since  $\frac{dA}{dx} < 0$  for  $x$  in  $(2, 7)$  and  $\frac{dA}{dx} > 0$

for  $x$  in  $(7, \infty)$ , we conclude that  $A$  attains its minimum value at  $x = 7$ . This value of  $x$  makes  $y = 14$ . So, the dimensions for the flyer that will use the least amount of paper are 7 inches by 14 inches.

51. Consider the following sketch.



$$\text{By similar triangles, } \frac{x}{27 - \sqrt{t^2 + 64}} = \frac{t}{\sqrt{t^2 + 64}}.$$

$$x = \frac{27t}{\sqrt{t^2 + 64}} - t$$

$$\frac{dx}{dt} = \frac{27\sqrt{t^2 + 64} - \frac{27t^2}{\sqrt{t^2 + 64}}}{t^2 + 64} - 1 = \frac{1728}{(t^2 + 64)^{3/2}} - 1$$

$$\frac{1728}{(t^2 + 64)^{3/2}} - 1 = 0 \text{ when } t = 4\sqrt{5}$$

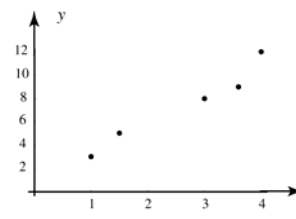
$$\frac{d^2x}{dt^2} = \frac{-5184t}{(t^2 + 64)^{5/2}}; \left. \frac{d^2x}{dt^2} \right|_{t=4\sqrt{5}} < 0$$

Therefore

$$x = \frac{27(4\sqrt{5})}{\sqrt{(4\sqrt{5})^2 + 64}} - 4\sqrt{5} = 5\sqrt{5} \approx 11.18 \text{ ft is the}$$

maximum horizontal overhang.

52. a.



- b. There are only a few data points, but they do seem fairly linear.

- c. The data values can be entered into most scientific calculators to utilize the Least Squares Regression feature. Alternately one could use the formulas for the slope and intercept provided in the text. The resulting line should be  $y = 0.56852 + 2.6074x$

- d. Using the result from c., the predicted number of surface imperfections on a sheet with area 2.0 square feet is  
 $y = 0.56852 + 2.6074(2.0) = 5.7833 \approx 6$   
 since we can't have partial imperfections

53. a. 
$$\begin{aligned}\frac{dS}{db} &= \frac{d}{db} \sum_{i=1}^n [y_i - (5 + bx_i)]^2 \\ &= \sum_{i=1}^n \frac{d}{db} [y_i - (5 + bx_i)]^2 \\ &= \sum_{i=1}^n 2(y_i - 5 - bx_i)(-x_i) \\ &= 2 \left[ \sum_{i=1}^n (-x_i y_i + 5x_i + bx_i^2) \right] \\ &= -2 \sum_{i=1}^n x_i y_i + 10 \sum_{i=1}^n x_i + 2b \sum_{i=1}^n x_i^2\end{aligned}$$

Setting  $\frac{dS}{db} = 0$  gives

$$0 = -2 \sum_{i=1}^n x_i y_i + 10 \sum_{i=1}^n x_i + 2b \sum_{i=1}^n x_i^2$$

$$0 = - \sum_{i=1}^n x_i y_i + 5 \sum_{i=1}^n x_i + b \sum_{i=1}^n x_i^2$$

$$b \sum_{i=1}^n x_i^2 = \sum_{i=1}^n x_i y_i - 5 \sum_{i=1}^n x_i$$

$$b = \frac{\sum_{i=1}^n x_i y_i - 5 \sum_{i=1}^n x_i}{\sum_{i=1}^n x_i^2}$$

You should check that this is indeed the value of  $b$  that minimizes the sum. Taking the second derivative yields

$$\frac{d^2 S}{db^2} = 2 \sum_{i=1}^n x_i^2$$

which is always positive (unless all the  $x$  values are zero). Therefore, the value for  $b$  above does minimize the sum as required.

- b. Using the formula from a., we get that

$$b = \frac{(2037) - 5(52)}{590} \approx 3.0119$$

- c. The Least Squares Regression line is

$$y = 5 + 3.0119x$$

Using this line, the predicted total number of labor hours to produce a lot of 15 brass bookcases is

$$y = 5 + 3.0119(15) \approx 50.179 \text{ hours}$$

54.  $C(x) = 7000 + 100x$

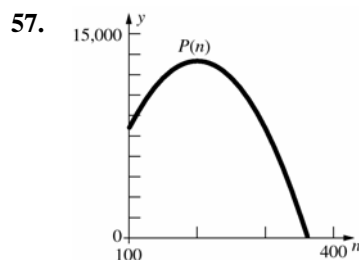
55.  $n = 100 + 10 \frac{250 - p(n)}{5}$  so  $p(n) = 300 - \frac{n}{2}$

$$R(n) = np(n) = 300n - \frac{n^2}{2}$$

56.  $P(n) = R(n) - C(n)$

$$= 300n - \frac{n^2}{2} - (7000 + 100n)$$

$$= -7000 + 200n - \frac{n^2}{2}$$



Estimate  $n \approx 200$

$$P'(n) = 200 - n; 200 - n = 0 \text{ when } n = 200.$$

$P''(n) = -1$ , so profit is maximum at  $n = 200$ .

58.  $\frac{C(x)}{x} = \frac{100}{x} + 3.002 - 0.0001x$

When  $x = 1600$ ,  $\frac{C(x)}{x} = 2.9045$  or \$2.90 per unit.

$$\frac{dC}{dx} = 3.002 - 0.0002x$$

$$C'(1600) = 2.682 \text{ or } \$2.68$$

59.  $\frac{C(n)}{n} = \frac{1000}{n} + \frac{n}{1200}$

When  $n = 800$ ,  $\frac{C(n)}{n} \approx 1.9167$  or \$1.92 per unit.

$$\frac{dC}{dn} = \frac{n}{600}$$

$$C'(800) \approx 1.333 \text{ or } \$1.33$$

60. a.  $\frac{dC}{dx} = 33 - 18x + 3x^2$

$$\frac{d^2 C}{dx^2} = -18 + 6x; \frac{d^2 C}{dx^2} = 0 \text{ when } x = 3$$

$$\frac{d^2 C}{dx^2} < 0 \text{ on } (0, 3), \frac{d^2 C}{dx^2} > 0 \text{ on } (3, \infty)$$

Thus, the marginal cost is a minimum when  $x = 3$  or 300 units.

b.  $33 - 18(3) + 3(3)^2 = 6$

$$61. \text{ a. } R(x) = xp(x) = 20x + 4x^2 - \frac{x^3}{3}$$

$$\frac{dR}{dx} = 20 + 8x - x^2 = (10 - x)(x + 2)$$

$$\text{b. Increasing when } \frac{dR}{dx} > 0$$

$$20 + 8x - x^2 > 0 \text{ on } [0, 10)$$

Total revenue is increasing if  $0 \leq x \leq 10$ .

$$\text{c. } \frac{d^2R}{dx^2} = 8 - 2x; \frac{d^2R}{dx^2} = 0 \text{ when } x = 4$$

$$\frac{d^3R}{dx^3} = -2; \frac{dR}{dx} \text{ is maximum at } x = 4.$$

$$62. R(x) = x \left( 182 - \frac{x}{36} \right)^{1/2}$$

$$\frac{dR}{dx} = x \frac{1}{2} \left( 182 - \frac{x}{36} \right)^{-1/2} \left( -\frac{1}{36} \right) + \left( 182 - \frac{x}{36} \right)^{1/2}$$

$$= \left( 182 - \frac{x}{36} \right)^{-1/2} \left( 182 - \frac{x}{24} \right)$$

$$\frac{dR}{dx} = 0 \text{ when } x = 4368$$

$$x_1 = 4368; R(4368) \approx 34,021.83$$

At  $x_1$ ,  $\frac{dR}{dx} = 0$ .

$$63. R(x) = \frac{800x}{x+3} - 3x$$

$$\frac{dR}{dx} = \frac{(x+3)(800) - 800x}{(x+3)^2} - 3 = \frac{2400}{(x+3)^2} - 3;$$

$$\frac{dR}{dx} = 0 \text{ when } x = 20\sqrt{2} - 3 \approx 25$$

$$x_1 = 25; R(25) \approx 639.29$$

At  $x_1$ ,  $\frac{dR}{dx} = 0$ .

$$64. p(x) = 12 - (0.20) \frac{(x-400)}{10} = 20 - 0.02x$$

$$R(x) = 20x - 0.02x^2$$

$$\frac{dR}{dx} = 20 - 0.04x; \frac{dR}{dx} = 0 \text{ when } x = 500$$

Total revenue is maximized at  $x_1 = 500$ .

$$65. \text{ The revenue function would be } R(x) = x \cdot p(x) = 200x - 0.15x^2. \text{ This, together with the cost function yields the following profit function:}$$

$$P(x) = \begin{cases} -5000 + 194x - 0.148x^2 & \text{if } 0 \leq x \leq 500 \\ -9000 + 194x - 0.148x^2 & \text{if } 500 < x \leq 750 \end{cases}$$

a. The only difference in the two pieces of the profit function is the constant. Since the derivative of a constant is 0, we can say that on the interval  $0 < x < 750$ ,

$$\frac{dP}{dx} = 194 - 0.296x$$

There are no singular points in the given interval. To find stationary points, we solve

$$\frac{dP}{dx} = 0$$

$$194 - 0.296x = 0$$

$$-0.296x = -194$$

$$x \approx 655$$

Thus, the critical points are 0, 500, 655, and 750.

$$P(0) = -5000; P(500) = 55,000;$$

$$P(655) = 54,574.30; P(750) = 53,250$$

The profit is maximized if the company produces 500 chairs. The current machine can handle this work, so they should not buy the new machine.

b. Without the new machine, a production level of 500 chairs would yield a maximum profit of \$55,000.

$$66. \text{ The revenue function would be } R(x) = x \cdot p(x) = 200x - 0.15x^2. \text{ This, together with the cost function yields the following profit function:}$$

$$P(x) = \begin{cases} -5000 + 194x - 0.148x^2 & \text{if } 0 \leq x \leq 500 \\ -8000 + 194x - 0.148x^2 & \text{if } 500 < x \leq 750 \end{cases}$$

a. The only difference in the two pieces of the profit function is the constant. Since the derivative of a constant is 0, we can say that on the interval  $0 < x < 750$ ,

$$\frac{dP}{dx} = 194 - 0.296x$$

There are no singular points in the given interval. To find stationary points, we solve

$$\frac{dP}{dx} = 0$$

$$194 - 0.296x = 0$$

$$-0.296x = -194$$

$$x \approx 655$$

Thus, the critical points are 0, 500, 655, and 750.

$$P(0) = -5000; P(500) = 55,000;$$

$$P(655) = 55,574.30; P(750) = 54,250$$

The profit is maximized if the company produces 655 chairs. The current machine cannot handle this work, so they should buy the new machine.

- b. With the new machine, a production level of 655 chairs would yield a maximum profit of \$55,574.30.

67.  $R(x) = 10x - 0.001x^2; 0 \leq x \leq 300$

$$P(x) = (10x - 0.001x^2) - (200 + 4x - 0.01x^2)$$

$$= -200 + 6x + 0.009x^2$$

$$\frac{dP}{dx} = 6 + 0.018x; \frac{dP}{dx} = 0 \text{ when } x \approx -333$$

Critical numbers:  $x = 0, 300; P(0) = -200;$

$P(300) = 2410$ ; Maximum profit is \$2410

at  $x = 300$ .

68. 
$$C(x) = \begin{cases} 200 + 4x - 0.01x^2 & \text{if } 0 \leq x \leq 300 \\ 800 + 3x - 0.01x^2 & \text{if } 300 < x \leq 450 \end{cases}$$

$$P(x) = \begin{cases} -200 + 6x + 0.009x^2 & \text{if } 0 \leq x \leq 300 \\ -800 + 7x + 0.009x^2 & \text{if } 300 < x \leq 450 \end{cases}$$

There are no stationary points on the interval  $[0, 300]$ . On  $[300, 450]$ :

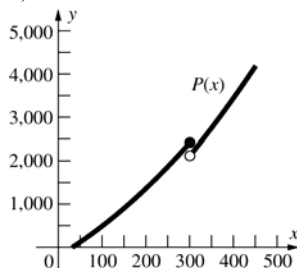
$$\frac{dP}{dx} = 7 + 0.018x; \frac{dP}{dx} = 0 \text{ when } x \approx -389$$

The critical numbers are 0, 300, 450.

$P(0) = -200, P(300) = 2410, P(450) = 4172.5$

Monthly profit is maximized at  $x = 450$ ,

$P(450) = 4172.50$



69. a.  $ab \leq \left(\frac{a+b}{2}\right)^2 = \frac{a^2 + 2ab + b^2}{4}$

$$= \frac{a^2}{4} + \frac{1}{2}ab + \frac{b^2}{4}$$

This is true if

$$0 \leq \frac{a^2}{4} - \frac{1}{2}ab + \frac{b^2}{4} = \left(\frac{a}{2} - \frac{b}{2}\right)^2 = \left(\frac{a-b}{2}\right)^2$$

Since a square can never be negative, this is always true.

b.  $F(b) = \frac{a^2 + 2ab + b^2}{4b}$

As  $b \rightarrow 0^+$ ,  $a^2 + 2ab + b^2 \rightarrow a^2$  while

$4b \rightarrow 0^+$ , thus  $\lim_{b \rightarrow 0^+} F(b) = \infty$  which is not close to  $a$ .

$$\lim_{b \rightarrow \infty} \frac{a^2 + 2ab + b^2}{4b} = \lim_{b \rightarrow \infty} \frac{\frac{a^2}{b} + 2a + b}{4} = \infty,$$

so when  $b$  is very large,  $F(b)$  is not close to  $a$ .

$$F'(b) = \frac{2(a+b)(4b) - 4(a+b)^2}{16b^2}$$

$$= \frac{4b^2 - 4a^2}{16b^2} = \frac{b^2 - a^2}{4b^2};$$

$F'(b) = 0$  when  $b^2 = a^2$  or  $b = a$  since  $a$  and  $b$  are both positive.

$$F(a) = \frac{(a+a)^2}{4a} = \frac{4a^2}{4a} = a$$

Thus  $a \leq \frac{(a+b)^2}{4b}$  for all  $b > 0$  or

$$ab \leq \frac{(a+b)^2}{4} \text{ which leads to } \sqrt{ab} \leq \frac{a+b}{2}.$$

c. Let  $F(b) = \frac{1}{b} \left( \frac{a+b+c}{3} \right)^3 = \frac{(a+b+c)^3}{27b}$

$$F'(b) = \frac{3(a+b+c)^2(27b) - 27(a+b+c)^3}{27^2 b^2}$$

$$= \frac{(a+b+c)^2[3b - (a+b+c)]}{27b^2}$$

$$= \frac{(a+b+c)^2(2b-a-c)}{27b^2};$$

$$F'(b) = 0 \text{ when } b = \frac{a+c}{2}.$$

$$F\left(\frac{a+c}{2}\right) = \frac{2}{a+c} \cdot \left(\frac{a+c}{3} + \frac{a+c}{6}\right)^3$$

$$= \frac{2}{a+c} \left(\frac{3(a+c)}{6}\right)^3 = \frac{2}{a+c} \left(\frac{a+c}{2}\right)^3 = \left(\frac{a+c}{2}\right)^2$$

$$\text{Thus } \left(\frac{a+c}{2}\right)^2 \leq \frac{1}{b} \left(\frac{a+b+c}{3}\right)^3 \text{ for all } b > 0.$$

From (b),  $ac \leq \left(\frac{a+c}{2}\right)^2$ , thus

$$ac \leq \frac{1}{b} \left(\frac{a+b+c}{3}\right)^3 \text{ or } abc \leq \left(\frac{a+b+c}{3}\right)^3$$

which gives the desired result

$$(abc)^{1/3} \leq \frac{a+b+c}{3}.$$

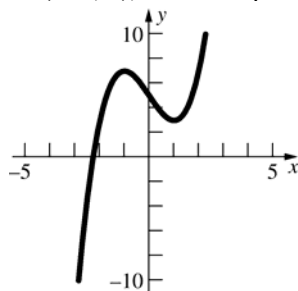
70. Let  $a = lw$ ,  $b = lh$ , and  $c = hw$ , then  
 $S = 2(a + b + c)$  while  $V^2 = abc$ . By problem  
 69(c),  $(abc)^{1/3} \leq \frac{a+b+c}{3}$  so  
 $(V^2)^{1/3} \leq \frac{2(a+b+c)}{2 \cdot 3} = \frac{S}{6}$ .  
 In problem 1c, the minimum occurs, hence  
 equality holds, when  $b = \frac{a+c}{2}$ . In the result used  
 from Problem 69(b), equality holds when  $c = a$ ,  
 thus  $b = \frac{a+a}{2} = a$ , so  $a = b = c$ . For the boxes,  
 this means  $l = w = h$ , so the box is a cube.

### 3.5 Concepts Review

1.  $f(x)$ ;  $-f(x)$
2. decreasing; concave up
3.  $x = -1$ ,  $x = 2$ ,  $x = 3$ ;  $y = 1$
4. polynomial; rational.

### Problem Set 3.5

1. Domain:  $(-\infty, \infty)$ ; range:  $(-\infty, \infty)$   
 Neither an even nor an odd function.  
 y-intercept: 5; x-intercept:  $\approx -2.3$   
 $f'(x) = 3x^2 - 3$ ;  $3x^2 - 3 = 0$  when  $x = -1, 1$   
 Critical points:  $-1, 1$   
 $f'(x) > 0$  when  $x < -1$  or  $x > 1$   
 $f(x)$  is increasing on  $(-\infty, -1] \cup [1, \infty)$  and  
 decreasing on  $[-1, 1]$ .  
 Local minimum  $f(1) = 3$ ;  
 local maximum  $f(-1) = 7$   
 $f''(x) = 6x$ ;  $f''(x) > 0$  when  $x > 0$ .  
 $f(x)$  is concave up on  $(0, \infty)$  and concave down  
 on  $(-\infty, 0)$ ; inflection point  $(0, 5)$ .



2. Domain:  $(-\infty, \infty)$ ; range:  $(-\infty, \infty)$   
 Neither an even nor an odd function.  
 y-intercept:  $-10$ ; x-intercept: 2  
 $f'(x) = 6x^2 - 3 = 3(2x^2 - 1)$ ;  $2x^2 - 1 = 0$  when  
 $x = -\frac{1}{\sqrt{2}}, \frac{1}{\sqrt{2}}$

Critical points:  $-\frac{1}{\sqrt{2}}, \frac{1}{\sqrt{2}}$

$f'(x) > 0$  when  $x < -\frac{1}{\sqrt{2}}$  or  $x > \frac{1}{\sqrt{2}}$

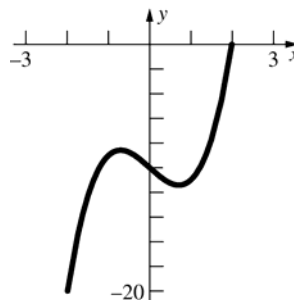
$f(x)$  is increasing on  $(-\infty, -\frac{1}{\sqrt{2}}] \cup [\frac{1}{\sqrt{2}}, \infty)$  and

decreasing on  $[-\frac{1}{\sqrt{2}}, \frac{1}{\sqrt{2}}]$ .

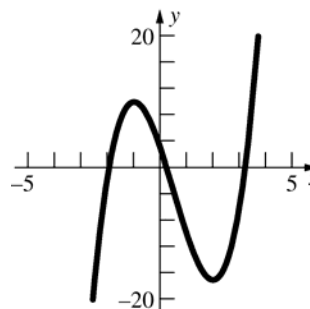
Local minimum  $f\left(\frac{1}{\sqrt{2}}\right) = -\sqrt{2} - 10 \approx -11.4$

Local maximum  $f\left(-\frac{1}{\sqrt{2}}\right) = \sqrt{2} - 10 \approx -8.6$

$f''(x) = 12x$ ;  $f''(x) > 0$  when  $x > 0$ .  $f(x)$  is concave  
 up on  $(0, \infty)$  and concave down on  
 $(-\infty, 0)$ ; inflection point  $(0, -10)$ .



3. Domain:  $(-\infty, \infty)$ ; range:  $(-\infty, \infty)$   
 Neither an even nor an odd function.  
 y-intercept: 3; x-intercepts:  $\approx -2.0, 0.2, 3.2$   
 $f'(x) = 6x^2 - 6x - 12 = 6(x-2)(x+1)$ ;  
 $f'(x) = 0$  when  $x = -1, 2$   
 Critical points:  $-1, 2$   
 $f'(x) > 0$  when  $x < -1$  or  $x > 2$   
 $f(x)$  is increasing on  $(-\infty, -1] \cup [2, \infty)$  and  
 decreasing on  $[-1, 2]$ .  
 Local minimum  $f(2) = -17$ ;  
 local maximum  $f(-1) = 10$   
 $f''(x) = 12x - 6 = 6(2x - 1)$ ;  $f''(x) > 0$  when  $x > \frac{1}{2}$ .  
 $f(x)$  is concave up on  $(\frac{1}{2}, \infty)$  and concave down  
 on  $(-\infty, \frac{1}{2})$ ; inflection point:  $(\frac{1}{2}, -\frac{7}{2})$



4. Domain:  $(-\infty, \infty)$ ; range:  $(-\infty, \infty)$

Neither an even nor an odd function

y-intercept:  $-1$ ; x-intercept:  $1$

$$f'(x) = 3(x-1)^2; f'(x) = 0 \text{ when } x = 1$$

Critical point:  $1$

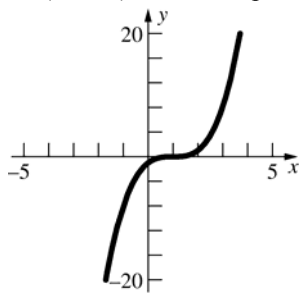
$$f'(x) > 0 \text{ for all } x \neq 1$$

$f(x)$  is increasing on  $(-\infty, \infty)$

No local minima or maxima

$$f''(x) = 6(x-1); f''(x) > 0 \text{ when } x > 1.$$

$f(x)$  is concave up on  $(1, \infty)$  and concave down on  $(-\infty, 1)$ ; inflection point  $(1, 0)$



5. Domain:  $(-\infty, \infty)$ ; range:  $[0, \infty)$

Neither an even nor an odd function.

y-intercept:  $1$ ; x-intercept:  $1$

$$G'(x) = 4(x-1)^3; G'(x) = 0 \text{ when } x = 1$$

Critical point:  $1$

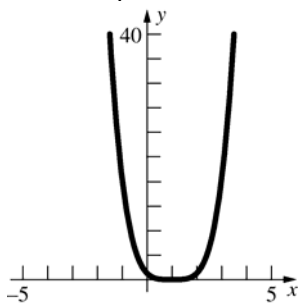
$$G'(x) > 0 \text{ for } x > 1$$

$G(x)$  is increasing on  $[1, \infty)$  and decreasing on  $(-\infty, 1]$ .

Global minimum  $f(1) = 0$ ; no local maxima

$$G''(x) = 12(x-1)^2; G''(x) > 0 \text{ for all } x \neq 1$$

$G(x)$  is concave up on  $(-\infty, 1) \cup (1, \infty)$ ; no inflection points



6. Domain:  $(-\infty, \infty)$ ; range:  $\left[-\frac{1}{4}, \infty\right)$

$H(-t) = (-t)^2[(-t)^2 - 1] = t^2(t^2 - 1) = H(t)$ ; even function; symmetric with respect to the y-axis.

y-intercept:  $0$ ; t-intercepts:  $-1, 0, 1$

$$H'(t) = 4t^3 - 2t = 2t(2t^2 - 1); H'(t) = 0 \text{ when}$$

$$t = -\frac{1}{\sqrt{2}}, 0, \frac{1}{\sqrt{2}}$$

Critical points:  $-\frac{1}{\sqrt{2}}, 0, \frac{1}{\sqrt{2}}$

$$H'(t) > 0 \text{ for } -\frac{1}{\sqrt{2}} < t < 0 \text{ or } \frac{1}{\sqrt{2}} < t.$$

$H(t)$  is increasing on  $\left[-\frac{1}{\sqrt{2}}, 0\right] \cup \left[\frac{1}{\sqrt{2}}, \infty\right)$  and

decreasing on  $\left(-\infty, -\frac{1}{\sqrt{2}}\right] \cup \left[0, \frac{1}{\sqrt{2}}\right]$

Global minima  $f\left(-\frac{1}{\sqrt{2}}\right) = -\frac{1}{4}, f\left(\frac{1}{\sqrt{2}}\right) = -\frac{1}{4}$ ;

Local maximum  $f(0) = 0$

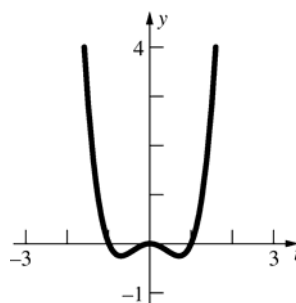
$$H''(t) = 12t^2 - 2 = 2(6t^2 - 1); H'' > 0 \text{ when}$$

$$t < -\frac{1}{\sqrt{6}} \text{ or } t > \frac{1}{\sqrt{6}}$$

$H(t)$  is concave up on  $\left(-\infty, -\frac{1}{\sqrt{6}}\right) \cup \left(\frac{1}{\sqrt{6}}, \infty\right)$

and concave down on  $\left(-\frac{1}{\sqrt{6}}, \frac{1}{\sqrt{6}}\right)$ ; inflection

points  $H\left(-\frac{1}{\sqrt{6}}, -\frac{5}{36}\right)$  and  $H\left(\frac{1}{\sqrt{6}}, -\frac{5}{36}\right)$



7. Domain:  $(-\infty, \infty)$ ; range:  $(-\infty, \infty)$

Neither an even nor an odd function.

y-intercept:  $10$ ; x-intercept:  $1 - 11^{1/3} \approx -1.2$

$$f'(x) = 3x^2 - 6x + 3 = 3(x-1)^2; f'(x) = 0 \text{ when } x = 1.$$

Critical point:  $1$

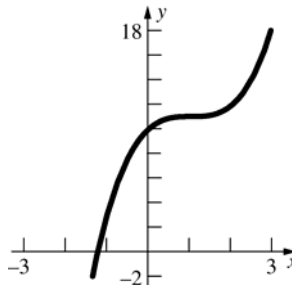
$$f'(x) > 0 \text{ for all } x \neq 1.$$

$f(x)$  is increasing on  $(-\infty, \infty)$  and decreasing nowhere.

No local maxima or minima

$$f''(x) = 6x - 6 = 6(x-1); f''(x) > 0 \text{ when } x > 1.$$

$f(x)$  is concave up on  $(1, \infty)$  and concave down on  $(-\infty, 1)$ ; inflection point  $(1, 11)$



8. Domain:  $(-\infty, \infty)$ ; range:  $\left[-\frac{16}{3}, \infty\right)$

$$F(-s) = \frac{4(-s)^4 - 8(-s)^2 - 12}{3} = \frac{4s^4 - 8s^2 - 12}{3}$$

$= F(s)$ ; even function; symmetric with respect to the y-axis

y-intercept:  $-4$ ; s-intercepts:  $-\sqrt{3}, \sqrt{3}$

$$F'(s) = \frac{16}{3}s^3 - \frac{16}{3}s = \frac{16}{3}s(s^2 - 1); F'(s) = 0$$

when  $s = -1, 0, 1$ .

Critical points:  $-1, 0, 1$

$F'(s) > 0$  when  $-1 < x < 0$  or  $x > 1$ .

$F(s)$  is increasing on  $[-1, 0] \cup [1, \infty)$  and decreasing on  $(-\infty, -1] \cup [0, 1]$

Global minima  $F(-1) = -\frac{16}{3}, F(1) = -\frac{16}{3}$ ; local

maximum  $F(0) = -4$

$$F''(s) = 16s^2 - \frac{16}{3} = 16\left(s^2 - \frac{1}{3}\right); F''(s) > 0$$

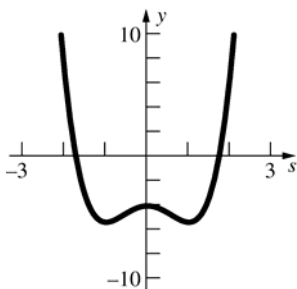
when  $s < -\frac{1}{\sqrt{3}}$  or  $s > \frac{1}{\sqrt{3}}$

$F(s)$  is concave up on  $\left(-\infty, -\frac{1}{\sqrt{3}}\right) \cup \left(\frac{1}{\sqrt{3}}, \infty\right)$

and concave down on  $\left(-\frac{1}{\sqrt{3}}, \frac{1}{\sqrt{3}}\right)$ ;

inflection points

$$F\left(-\frac{1}{\sqrt{3}}, -\frac{128}{27}\right), F\left(\frac{1}{\sqrt{3}}, -\frac{128}{27}\right)$$



9. Domain:  $(-\infty, -1) \cup (-1, \infty)$ ;  
range:  $(-\infty, 1) \cup (1, \infty)$   
Neither an even nor an odd function  
y-intercept: 0; x-intercept: 0

$$g'(x) = \frac{1}{(x+1)^2}; g'(x) \text{ is never } 0.$$

No critical points

$g'(x) > 0$  for all  $x \neq -1$ .

$g(x)$  is increasing on  $(-\infty, -1) \cup (-1, \infty)$ .

No local minima or maxima

$$g''(x) = -\frac{2}{(x+1)^3}; g''(x) > 0 \text{ when } x < -1.$$

$g(x)$  is concave up on  $(-\infty, -1)$  and concave

down on  $(-1, \infty)$ ; no inflection points ( $-1$  is not in the domain of  $g$ ).

$$\lim_{x \rightarrow \infty} \frac{x}{x+1} = \lim_{x \rightarrow \infty} \frac{1}{1 + \frac{1}{x}} = 1;$$

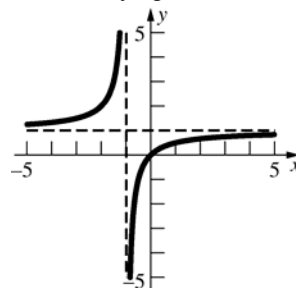
$$\lim_{x \rightarrow -\infty} \frac{x}{x+1} = \lim_{x \rightarrow -\infty} \frac{1}{1 + \frac{1}{x}} = 1;$$

horizontal asymptote:  $y = 1$

As  $x \rightarrow -1^-$ ,  $x+1 \rightarrow 0^-$  so  $\lim_{x \rightarrow -1^-} \frac{x}{x+1} = \infty$ ;

as  $x \rightarrow -1^+$ ,  $x+1 \rightarrow 0^+$  so  $\lim_{x \rightarrow -1^+} \frac{x}{x+1} = -\infty$ ;

vertical asymptote:  $x = -1$



10. Domain:  $(-\infty, 0) \cup (0, \infty)$ ;

range:  $(-\infty, -4\pi] \cup [0, \infty)$

Neither an even nor an odd function

No y-intercept; s-intercept:  $\pi$

$$g'(s) = \frac{s^2 - \pi^2}{s^2}; g'(s) = 0 \text{ when } s = -\pi, \pi$$

Critical points:  $-\pi, \pi$

$g'(s) > 0$  when  $s < -\pi$  or  $s > \pi$

$g(s)$  is increasing on  $(-\infty, -\pi] \cup [\pi, \infty)$  and

decreasing on  $[-\pi, 0) \cup (0, \pi]$ .

Local minimum  $g(\pi) = 0$ ;

local maximum  $g(-\pi) = -4\pi$

$$g''(s) = \frac{2\pi^2}{s^3}; g''(s) > 0 \text{ when } s > 0$$

$g(s)$  is concave up on  $(0, \infty)$  and concave down on  $(-\infty, 0)$ ; no inflection points (0 is not in the domain of  $g(s)$ ).

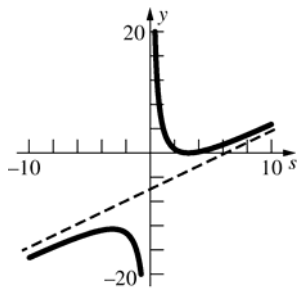
$g(s) = s - 2\pi + \frac{\pi^2}{s}$ ;  $y = s - 2\pi$  is an oblique asymptote.

As  $s \rightarrow 0^-$ ,  $(s - \pi)^2 \rightarrow \pi^2$ , so  $\lim_{s \rightarrow 0^-} g(s) = -\infty$ ;



as  $s \rightarrow 0^+$ ,  $(s - \pi)^2 \rightarrow \pi^2$ , so  $\lim_{s \rightarrow 0^+} g(s) = \infty$ ;

$s = 0$  is a vertical asymptote.



11. Domain:  $(-\infty, \infty)$ ; range:  $\left[-\frac{1}{4}, \frac{1}{4}\right]$

$$f(-x) = \frac{-x}{(-x)^2 + 4} = -\frac{x}{x^2 + 4} = -f(x); \text{ odd}$$

function; symmetric with respect to the origin.  
y-intercept: 0; x-intercept: 0

$$f'(x) = \frac{4 - x^2}{(x^2 + 4)^2}; f'(x) = 0 \text{ when } x = -2, 2$$

Critical points: -2, 2

$$f'(x) > 0 \text{ for } -2 < x < 2$$

$f(x)$  is increasing on  $[-2, 2]$  and  
decreasing on  $(-\infty, -2] \cup [2, \infty)$ .

Global minimum  $f(-2) = -\frac{1}{4}$ ; global maximum

$$f(2) = \frac{1}{4}$$

$$f''(x) = \frac{2x(x^2 - 12)}{(x^2 + 4)^3}; f''(x) > 0 \text{ when}$$

$$-2\sqrt{3} < x < 0 \text{ or } x > 2\sqrt{3}$$

$f(x)$  is concave up on  $(-2\sqrt{3}, 0) \cup (2\sqrt{3}, \infty)$  and

concave down on  $(-\infty, -2\sqrt{3}) \cup (0, 2\sqrt{3})$ ;

inflection points  $\left(-2\sqrt{3}, -\frac{\sqrt{3}}{8}\right), (0, 0),$

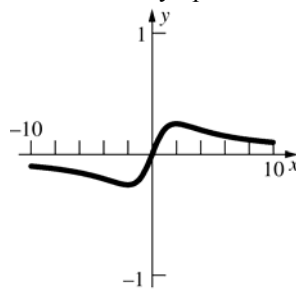
$$\left(2\sqrt{3}, \frac{\sqrt{3}}{8}\right)$$

$$\lim_{x \rightarrow \infty} \frac{x}{x^2 + 4} = \lim_{x \rightarrow \infty} \frac{\frac{1}{x}}{1 + \frac{4}{x^2}} = 0;$$

$$\lim_{x \rightarrow -\infty} \frac{x}{x^2 + 4} = \lim_{x \rightarrow -\infty} \frac{\frac{1}{x}}{1 + \frac{4}{x^2}} = 0;$$

$y = 0$  is a horizontal asymptote.

No vertical asymptotes



12. Domain:  $(-\infty, \infty)$ ; range:  $[0, 1]$

$$\Lambda(-\theta) = \frac{(-\theta)^2}{(-\theta)^2 + 1} = \frac{\theta^2}{\theta^2 + 1} = \Lambda(\theta); \text{ even}$$

function; symmetric with respect to the y-axis.

y-intercept: 0;  $\theta$ -intercept: 0

$$\Lambda'(\theta) = \frac{2\theta}{(\theta^2 + 1)^2}; \Lambda'(\theta) = 0 \text{ when } \theta = 0$$

Critical point: 0

$$\Lambda'(\theta) > 0 \text{ when } \theta > 0$$

$\Lambda(\theta)$  is increasing on  $[0, \infty)$  and  
decreasing on  $(-\infty, 0]$ .

Global minimum  $\Lambda(0) = 0$ ; no local maxima

$$\Lambda''(\theta) = \frac{2(1 - 3\theta^2)}{(\theta^2 + 1)^3}; \Lambda''(\theta) > 0 \text{ when}$$

$$-\frac{1}{\sqrt{3}} < \theta < \frac{1}{\sqrt{3}}$$

$\Lambda(\theta)$  is concave up on  $\left(-\frac{1}{\sqrt{3}}, \frac{1}{\sqrt{3}}\right)$  and

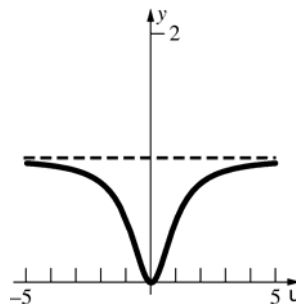
concave down on  $\left(-\infty, -\frac{1}{\sqrt{3}}\right) \cup \left(\frac{1}{\sqrt{3}}, \infty\right)$ ;

inflection points  $\left(-\frac{1}{\sqrt{3}}, \frac{1}{4}\right), \left(\frac{1}{\sqrt{3}}, \frac{1}{4}\right)$

$$\lim_{\theta \rightarrow \infty} \frac{\theta^2}{\theta^2 + 1} = \lim_{\theta \rightarrow \infty} \frac{1}{1 + \frac{1}{\theta^2}} = 1;$$

$$\lim_{\theta \rightarrow -\infty} \frac{\theta^2}{\theta^2 + 1} = \lim_{\theta \rightarrow -\infty} \frac{1}{1 + \frac{1}{\theta^2}} = 1;$$

$y = 1$  is a horizontal asymptote. No vertical asymptotes



13. Domain:  $(-\infty, 1) \cup (1, \infty)$ ;  
range  $(-\infty, 1) \cup (1, \infty)$   
Neither an even nor an odd function  
y-intercept: 0; x-intercept: 0

$$h(x) = -\frac{1}{(x-1)^2}; h'(x) \text{ is never } 0.$$

No critical points

$$h'(x) < 0 \text{ for all } x \neq 1.$$

$h(x)$  is increasing nowhere and decreasing on  $(-\infty, 1) \cup (1, \infty)$ .

No local maxima or minima

$$h''(x) = \frac{2}{(x-1)^3}; h''(x) > 0 \text{ when } x > 1$$

$h(x)$  is concave up on  $(1, \infty)$  and concave down on  $(-\infty, 1)$ ; no inflection points (1 is not in the domain of  $h(x)$ )

$$\lim_{x \rightarrow \infty} \frac{x}{x-1} = \lim_{x \rightarrow \infty} \frac{1}{1 - \frac{1}{x}} = 1;$$

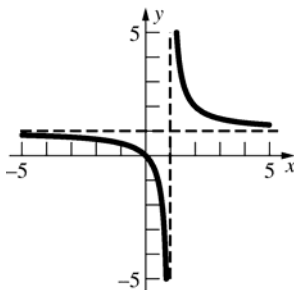
$$\lim_{x \rightarrow -\infty} \frac{x}{x-1} = \lim_{x \rightarrow -\infty} \frac{1}{1 - \frac{1}{x}} = 1;$$

$y = 1$  is a horizontal asymptote.

$$\text{As } x \rightarrow 1^-, x-1 \rightarrow 0^- \text{ so } \lim_{x \rightarrow 1^-} \frac{x}{x-1} = -\infty;$$

$$\text{as } x \rightarrow 1^+, x-1 \rightarrow 0^+ \text{ so } \lim_{x \rightarrow 1^+} \frac{x}{x-1} = \infty;$$

$x = 1$  is a vertical asymptote.



14. Domain:  $(-\infty, \infty)$

Range:  $(0, 1]$

Even function since

$$P(-x) = \frac{1}{(-x)^2 + 1} = \frac{1}{x^2 + 1} = P(x)$$

so the function is symmetric with respect to the y-axis.

y-intercept:  $y = 1$

x-intercept: none

$$P'(x) = \frac{-2x}{(x^2 + 1)^2}; P'(x) \text{ is } 0 \text{ when } x = 0.$$

critical point:  $x = 0$

$P'(x) > 0$  when  $x < 0$  so  $P(x)$  is increasing on

$(-\infty, 0]$  and decreasing on  $[0, \infty)$ . Global maximum  $P(0) = 1$ ; no local minima.

$$P''(x) = \frac{6x^2 - 2}{(x^2 + 1)^3}$$

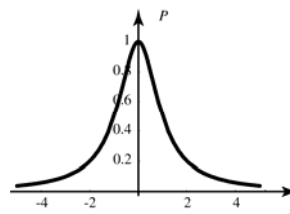
$P''(x) > 0$  on  $(-\infty, -1/\sqrt{3}) \cup (1/\sqrt{3}, \infty)$  (concave up) and  $P''(x) < 0$  on  $(-1/\sqrt{3}, 1/\sqrt{3})$  (concave down).

Inflection points:  $\left(\pm \frac{1}{\sqrt{3}}, \frac{3}{4}\right)$

No vertical asymptotes.

$$\lim_{x \rightarrow \infty} P(x) = 0; \lim_{x \rightarrow -\infty} P(x) = 0$$

$y = 0$  is a horizontal asymptote.



15. Domain:  $(-\infty, -1) \cup (-1, 2) \cup (2, \infty)$ ;  
range:  $(-\infty, \infty)$

Neither an even nor an odd function

$$\text{y-intercept: } -\frac{3}{2}; \text{ x-intercepts: } 1, 3$$

$$f'(x) = \frac{3x^2 - 10x + 11}{(x+1)^2(x-2)^2}; f'(x) \text{ is never } 0.$$

No critical points

$$f'(x) > 0 \text{ for all } x \neq -1, 2$$

$f(x)$  is increasing on

$$(-\infty, -1) \cup (-1, 2) \cup (2, \infty).$$

No local minima or maxima

$$f''(x) = \frac{-6x^3 + 30x^2 - 66x + 42}{(x+1)^3(x-2)^3}; f''(x) > 0 \text{ when}$$

$$x < -1 \text{ or } 1 < x < 2$$

$f(x)$  is concave up on  $(-\infty, -1) \cup (1, 2)$  and concave down on  $(-1, 1) \cup (2, \infty)$ ;

inflection point  $f(1) = 0$

$$\lim_{x \rightarrow \infty} \frac{(x-1)(x-3)}{(x+1)(x-2)} = \lim_{x \rightarrow \infty} \frac{x^2 - 4x + 3}{x^2 - x - 2}$$

$$= \lim_{x \rightarrow \infty} \frac{1 - \frac{4}{x} + \frac{3}{x^2}}{1 - \frac{1}{x} - \frac{2}{x^2}} = 1;$$

$$\lim_{x \rightarrow -\infty} \frac{(x-1)(x-3)}{(x+1)(x-2)} = \lim_{x \rightarrow -\infty} \frac{1 - \frac{4}{x} + \frac{3}{x^2}}{1 - \frac{1}{x} - \frac{2}{x^2}} = 1;$$

$y = 1$  is a horizontal asymptote.

$$\text{As } x \rightarrow -1^-, x-1 \rightarrow -2, x-3 \rightarrow -4,$$

$$x-2 \rightarrow -3, \text{ and } x+1 \rightarrow 0^- \text{ so } \lim_{x \rightarrow -1^-} f(x) = \infty;$$

as  $x \rightarrow -1^+$ ,  $x-1 \rightarrow -2$ ,  $x-3 \rightarrow -4$ ,

$x-2 \rightarrow -3$ , and  $x+1 \rightarrow 0^+$ , so

$$\lim_{x \rightarrow -1^+} f(x) = -\infty$$

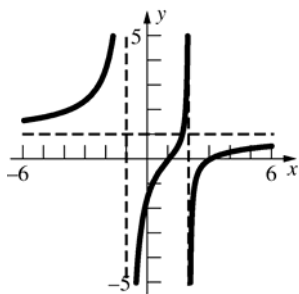
As  $x \rightarrow 2^-$ ,  $x-1 \rightarrow 1$ ,  $x-3 \rightarrow -1$ ,  $x+1 \rightarrow 3$ , and

$x-2 \rightarrow 0^-$ , so  $\lim_{x \rightarrow 2^-} f(x) = \infty$ ; as

$x \rightarrow 2^+$ ,  $x-1 \rightarrow 1$ ,  $x-3 \rightarrow -1$ ,  $x+1 \rightarrow 3$ , and

$x-2 \rightarrow 0^+$ , so  $\lim_{x \rightarrow 2^+} f(x) = -\infty$

$x = -1$  and  $x = 2$  are vertical asymptotes.



16. Domain:  $(-\infty, 0) \cup (0, \infty)$

Range:  $(-\infty, -2] \cup [2, \infty)$

Odd function since

$$w(-z) = \frac{(-z)^2 + 1}{-z} = -\frac{z^2 + 1}{z} = -w(z); \text{ symmetric}$$

with respect to the origin.

y-intercept: none

x-intercept: none

$$w'(z) = 1 - \frac{1}{z^2}; w'(z) = 0 \text{ when } z = \pm 1.$$

critical points:  $z = \pm 1$ .  $w'(z) > 0$  on

$(-\infty, -1) \cup (1, \infty)$  so the function is increasing on

$(-\infty, -1] \cup [1, \infty)$ . The function is decreasing on

$[-1, 0) \cup (0, 1)$ .

local minimum  $w(1) = 2$  and local maximum

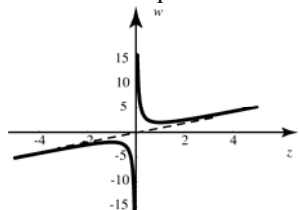
$w(-1) = -2$ . No global extrema.

$$w''(z) = \frac{2}{z^3} > 0 \text{ when } z > 0. \text{ Concave up on}$$

$(0, \infty)$  and concave down on  $(-\infty, 0)$ .

No horizontal asymptote;  $x = 0$  is a vertical asymptote; the line  $y = z$  is an oblique (or slant) asymptote.

No inflection points.



17. Domain:  $(-\infty, 1) \cup (1, \infty)$

Range:  $(-\infty, \infty)$

Neither even nor odd function.

y-intercept:  $y = 6$ ; x-intercept:  $x = -3, 2$

$$g'(x) = \frac{x^2 - 2x + 5}{(x-1)^2}; g'(x) \text{ is never zero. No}$$

critical points.

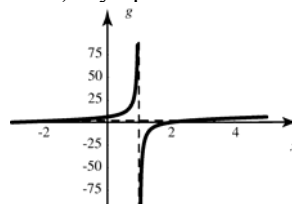
$g'(x) > 0$  over the entire domain so the function is always increasing. No local extrema.

$$g''(x) = \frac{-8}{(x-1)^3}; g''(x) > 0 \text{ when}$$

$x < 1$  (concave up) and  $g''(x) < 0$  when

$x > 1$  (concave down); no inflection points.

No horizontal asymptote;  $x = 1$  is a vertical asymptote; the line  $y = x + 2$  is an oblique (or slant) asymptote.



18. Domain:  $(-\infty, \infty)$ ; range  $[0, \infty)$

$$f(-x) = |-x|^3 = |x|^3 = f(x); \text{ even function;}$$

symmetric with respect to the y-axis.

y-intercept: 0; x-intercept: 0

$$f'(x) = 3|x|^2 \left( \frac{x}{|x|} \right) = 3x|x|; f'(x) = 0 \text{ when } x = 0$$

Critical point: 0

$f'(x) > 0$  when  $x > 0$

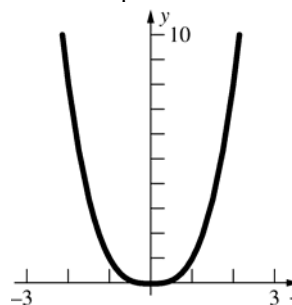
$f(x)$  is increasing on  $[0, \infty)$  and decreasing on  $(-\infty, 0]$ .

Global minimum  $f(0) = 0$ ; no local maxima

$$f''(x) = 3|x| + \frac{3x^2}{|x|} = 6|x| \text{ as } x^2 = |x|^2;$$

$f''(x) > 0$  when  $x \neq 0$

$f(x)$  is concave up on  $(-\infty, 0) \cup (0, \infty)$ ; no inflection points



19. Domain:  $(-\infty, \infty)$ ; range:  $(-\infty, \infty)$

$$R(-z) = -z|-z| = -z|z| = -R(z); \text{ odd function;}$$

symmetric with respect to the origin.

y-intercept: 0; z-intercept: 0

$$R'(z) = |z| + \frac{z^2}{|z|} = 2|z| \text{ since } z^2 = |z|^2 \text{ for all } z;$$

$$R'(z) = 0 \text{ when } z = 0$$

Critical point: 0

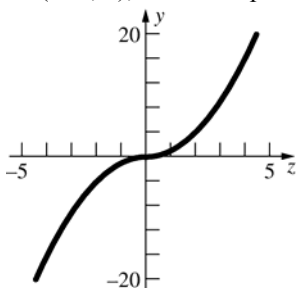
$$R'(z) > 0 \text{ when } z \neq 0$$

$R(z)$  is increasing on  $(-\infty, \infty)$  and decreasing nowhere.

No local minima or maxima

$$R''(z) = \frac{2z}{|z|}; R''(z) > 0 \text{ when } z > 0.$$

$R(z)$  is concave up on  $(0, \infty)$  and concave down on  $(-\infty, 0)$ ; inflection point  $(0, 0)$ .



20. Domain:  $(-\infty, \infty)$ ; range:  $[0, \infty)$

$$H(-q) = (-q)^2|-q| = q^2|q| = H(q); \text{ even}$$

function; symmetric with respect to the y-axis.

y-intercept: 0; q-intercept: 0

$$H'(q) = 2q|q| + \frac{q^3}{|q|} = \frac{3q^3}{|q|} = 3q|q| \text{ as } |q|^2 = q^2$$

$$\text{for all } q; H'(q) = 0 \text{ when } q = 0$$

Critical point: 0

$$H'(q) > 0 \text{ when } q > 0$$

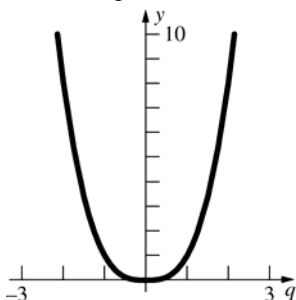
$H(q)$  is increasing on  $[0, \infty)$  and decreasing on  $(-\infty, 0]$ .

Global minimum  $H(0) = 0$ ; no local maxima

$$H''(q) = 3|q| + \frac{3q^2}{|q|} = 6|q|; H''(q) > 0 \text{ when}$$

$$q \neq 0.$$

$H(q)$  is concave up on  $(-\infty, 0) \cup (0, \infty)$ ; no inflection points.



21. Domain:  $(-\infty, \infty)$ ; range:  $[0, \infty)$

Neither an even nor an odd function.

Note that for  $x \leq 0$ ,  $|x| = -x$  so  $|x| + x = 0$ , while

$$\text{for } x > 0, |x| = x \text{ so } \frac{|x| + x}{2} = x.$$

$$g(x) = \begin{cases} 0 & \text{if } x \leq 0 \\ 3x^2 + 2x & \text{if } x > 0 \end{cases}$$

y-intercept: 0; x-intercepts:  $(-\infty, 0]$

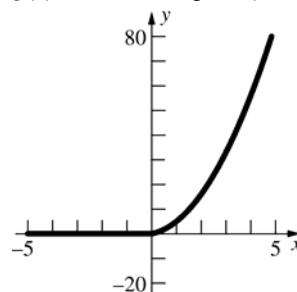
$$g'(x) = \begin{cases} 0 & \text{if } x \leq 0 \\ 6x + 2 & \text{if } x > 0 \end{cases}$$

No critical points for  $x > 0$ .

$g(x)$  is increasing on  $[0, \infty)$  and decreasing nowhere.

$$g''(x) = \begin{cases} 0 & \text{if } x \leq 0 \\ 6 & \text{if } x > 0 \end{cases}$$

$g(x)$  is concave up on  $(0, \infty)$ ; no inflection points



22. Domain:  $(-\infty, \infty)$ ; range:  $[0, \infty)$

Neither an even nor an odd function. Note that

$$\text{for } x < 0, |x| = -x \text{ so } \frac{|x| - x}{2} = -x, \text{ while for}$$

$$x \geq 0, |x| = x \text{ so } \frac{|x| - x}{2} = 0.$$

$$h(x) = \begin{cases} -x^3 + x^2 - 6x & \text{if } x < 0 \\ 0 & \text{if } x \geq 0 \end{cases}$$

y-intercept: 0; x-intercepts:  $[0, \infty)$

$$h'(x) = \begin{cases} -3x^2 + 2x - 6 & \text{if } x < 0 \\ 0 & \text{if } x \geq 0 \end{cases}$$

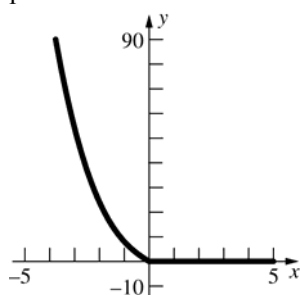
No critical points for  $x < 0$

$h(x)$  is increasing nowhere and decreasing on  $(-\infty, 0]$ .

$$h''(x) = \begin{cases} -6x + 2 & \text{if } x < 0 \\ 0 & \text{if } x \geq 0 \end{cases}$$

$h(x)$  is concave up on  $(-\infty, 0)$ ; no inflection

points



23. Domain:  $(-\infty, \infty)$ ; range:  $[0, 1]$   
 $f(-x) = |\sin(-x)| = |-\sin x| = |\sin x| = f(x)$ ; even function; symmetric with respect to the y-axis.  
 y-intercept: 0; x-intercepts:  $k\pi$  where  $k$  is any integer.

$$f'(x) = \frac{\sin x}{|\sin x|} \cos x; f'(x) = 0 \text{ when } x = \frac{\pi}{2} + k\pi$$

and  $f'(x)$  does not exist when  $x = k\pi$ , where  $k$  is any integer.

Critical points:  $\frac{k\pi}{2}$  and  $k\pi + \frac{\pi}{2}$ , where  $k$  is any integer;  $f'(x) > 0$  when  $\sin x$  and  $\cos x$  are either both positive or both negative.

$f(x)$  is increasing on  $\left[k\pi, k\pi + \frac{\pi}{2}\right]$  and decreasing

on  $\left[k\pi + \frac{\pi}{2}, (k+1)\pi\right]$  where  $k$  is any integer.

Global minima  $f(k\pi) = 0$ ; global maxima

$$f\left(k\pi + \frac{\pi}{2}\right) = 1, \text{ where } k \text{ is any integer.}$$

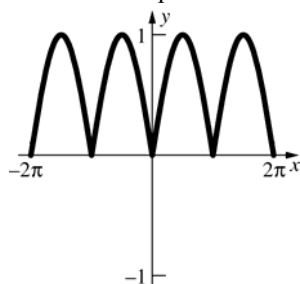
$$f''(x) = \frac{\cos^2 x}{|\sin x|} - \frac{\sin^2 x}{|\sin x|} + \sin x \cos x \left( -\frac{1}{|\sin x|^2} \right) \left( \frac{\sin x}{|\sin x|} \right) (\cos x)$$

$$= \frac{\cos^2 x}{|\sin x|} - \frac{\sin^2 x}{|\sin x|} - \frac{\cos^2 x}{|\sin x|} = -\frac{\sin^2 x}{|\sin x|} = -|\sin x|$$

$f''(x) < 0$  when  $x \neq k\pi$ ,  $k$  any integer

$f(x)$  is never concave up and concave down on  $(k\pi, (k+1)\pi)$  where  $k$  is any integer.

No inflection points



24. Domain:  $[2k\pi, (2k+1)\pi]$  where  $k$  is any integer; range:  $[0, 1]$

Neither an even nor an odd function

y-intercept: 0; x-intercepts:  $k\pi$ , where  $k$  is any integer.

$$f'(x) = \frac{\cos x}{2\sqrt{\sin x}}; f'(x) = 0 \text{ when } x = 2k\pi + \frac{\pi}{2}$$

while  $f'(x)$  does not exist when  $x = k\pi$ ,  $k$  any integer.

Critical points:  $k\pi, 2k\pi + \frac{\pi}{2}$  where  $k$  is any integer

$$f'(x) > 0 \text{ when } 2k\pi < x < 2k\pi + \frac{\pi}{2}$$

$f(x)$  is increasing on  $\left[2k\pi, 2k\pi + \frac{\pi}{2}\right]$  and

decreasing on  $\left[2k\pi + \frac{\pi}{2}, (2k+1)\pi\right]$ ,  $k$  any

integer.

Global minima  $f(k\pi) = 0$ ; global maxima

$$f\left(2k\pi + \frac{\pi}{2}\right) = 1, \text{ } k \text{ any integer}$$

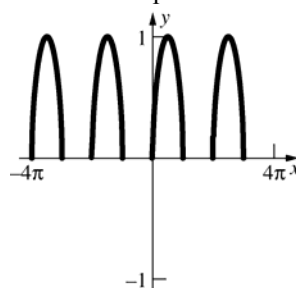
$$f''(x) = \frac{-\cos^2 x - 2\sin^2 x}{4\sin^{3/2} x} = \frac{-1 - \sin^2 x}{4\sin^{3/2} x}$$

$$= -\frac{1 + \sin^2 x}{4\sin^{3/2} x};$$

$f''(x) < 0$  for all  $x$ .

$f(x)$  is concave down on  $(2k\pi, (2k+1)\pi)$ ;

no inflection points



25. Domain:  $(-\infty, \infty)$

Range:  $[0, 1]$

Even function since

$$h(-t) = \cos^2(-t) = \cos^2 t = h(t)$$

so the function is symmetric with respect to the y-axis.

$$\text{y-intercept: } y = 1; \text{ t-intercepts: } x = \frac{\pi}{2} + k\pi$$

where  $k$  is any integer.

$$h'(t) = -2\cos t \sin t; h'(t) = 0 \text{ at } t = \frac{k\pi}{2}.$$

Critical points:  $t = \frac{k\pi}{2}$

$h'(t) > 0$  when  $k\pi + \frac{\pi}{2} < t < (k+1)\pi$ . The function is increasing on the intervals  $[k\pi + (\pi/2), (k+1)\pi]$  and decreasing on the intervals  $[k\pi, k\pi + (\pi/2)]$ .

Global maxima  $h(k\pi) = 1$

Global minima  $h\left(\frac{\pi}{2} + k\pi\right) = 0$

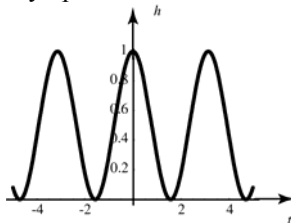
$$h''(t) = 2\sin^2 t - 2\cos^2 t = -2(\cos 2t)$$

$h''(t) < 0$  on  $\left(k\pi - \frac{\pi}{4}, k\pi + \frac{\pi}{4}\right)$  so  $h$  is concave

down, and  $h''(t) > 0$  on  $\left(k\pi + \frac{\pi}{4}, k\pi + \frac{3\pi}{4}\right)$  so  $h$  is concave up.

Inflection points:  $\left(\frac{k\pi}{2} + \frac{\pi}{4}, \frac{1}{2}\right)$

No vertical asymptotes; no horizontal asymptotes.



26. Domain: all reals except  $t = \frac{\pi}{2} + k\pi$

Range:  $[0, \infty)$

y-intercepts:  $y = 0$ ; t-intercepts:  $t = k\pi$  where  $k$  is any integer.

Even function since

$$g(-t) = \tan^2(-t) = (-\tan t)^2 = \tan^2 t$$

so the function is symmetric with respect to the y-axis.

$$g'(t) = 2\sec^2 t \tan t = \frac{2\sin t}{\cos^3 t}; \quad g'(t) = 0 \text{ when}$$

$$t = k\pi.$$

Critical points:  $k\pi$

$g(t)$  is increasing on  $\left[k\pi, k\pi + \frac{\pi}{2}\right)$  and

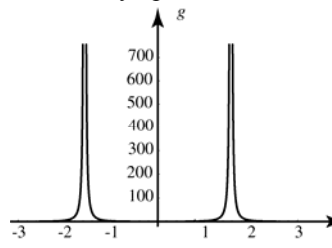
decreasing on  $\left(k\pi - \frac{\pi}{2}, k\pi\right]$ .

Global minima  $g(k\pi) = 0$ ; no local maxima

$$\begin{aligned} g'(t) &= 2 \frac{\cos^4 t + \sin t(3)\cos^2 t \sin t}{\cos^6 t} \\ &= 2 \frac{\cos^2 t + 3\sin^2 t}{\cos^4 t} \\ &= 2 \frac{1 + 2\sin^2 t}{\cos^4 t} > 0 \end{aligned}$$

over the entire domain. Thus the function is concave up on  $\left(k\pi - \frac{\pi}{2}, k\pi + \frac{\pi}{2}\right)$ ; no inflection points.

No horizontal asymptotes;  $t = \frac{\pi}{2} + k\pi$  are vertical asymptotes.



27. Domain:  $\approx (-\infty, 0.44) \cup (0.44, \infty)$ ;

range:  $(-\infty, \infty)$

Neither an even nor an odd function

y-intercept: 0; x-intercepts: 0,  $\approx 0.24$

$$f'(x) = \frac{74.6092x^3 - 58.2013x^2 + 7.82109x}{(7.126x - 3.141)^2};$$

$$f'(x) = 0 \text{ when } x = 0, \approx 0.17, \approx 0.61$$

Critical points: 0,  $\approx 0.17$ ,  $\approx 0.61$

$$f'(x) > 0 \text{ when } 0 < x < 0.17 \text{ or } 0.61 < x$$

$f(x)$  is increasing on  $\approx [0, 0.17] \cup [0.61, \infty)$

and decreasing on

$$(-\infty, 0] \cup [0.17, 0.44] \cup (0.44, 0.61]$$

Local minima  $f(0) = 0, f(0.61) \approx 0.60$ ; local

maximum  $f(0.17) \approx 0.01$

$$f''(x) = \frac{531.665x^3 - 703.043x^2 + 309.887x - 24.566}{(7.126x - 3.141)^3};$$

$$f''(x) > 0 \text{ when } x < 0.10 \text{ or } x > 0.44$$

$f(x)$  is concave up on  $(-\infty, 0.10) \cup (0.44, \infty)$

and concave down on  $(0.10, 0.44)$ ;

inflection point  $\approx (0.10, 0.003)$

$$\lim_{x \rightarrow \infty} \frac{5.235x^3 - 1.245x^2}{7.126x - 3.141} = \lim_{x \rightarrow \infty} \frac{5.235x^2 - 1.245x}{7.126 - \frac{3.141}{x}} = \infty$$

so  $f(x)$  does not have a horizontal asymptote.

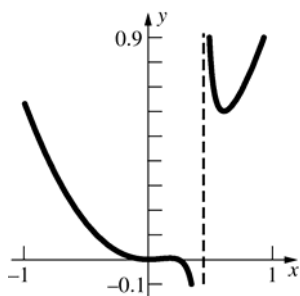
As  $x \rightarrow 0.44^-$ ,  $5.235x^3 - 1.245x^2 \rightarrow 0.20$  while

$7.126x - 3.141 \rightarrow 0^-$ , so  $\lim_{x \rightarrow 0.44^-} f(x) = -\infty$ ;

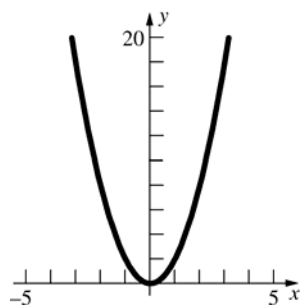
as  $x \rightarrow 0.44^+$ ,  $5.235x^3 - 1.245x^2 \rightarrow 0.20$  while

$7.126x - 3.141 \rightarrow 0^+$ , so  $\lim_{x \rightarrow 0.44^+} f(x) = \infty$ ;

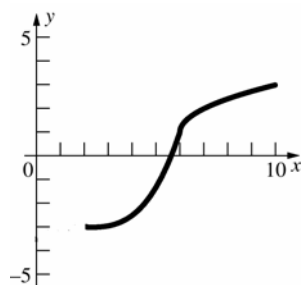
$x \approx 0.44$  is a vertical asymptote of  $f(x)$ .



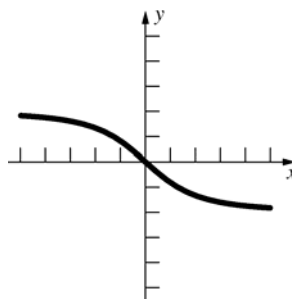
28.



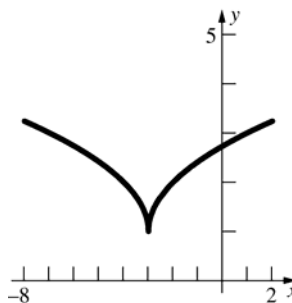
29.



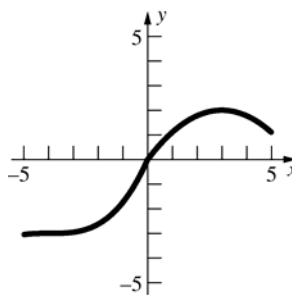
30.



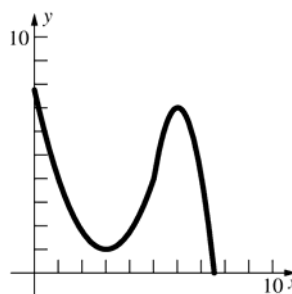
31.



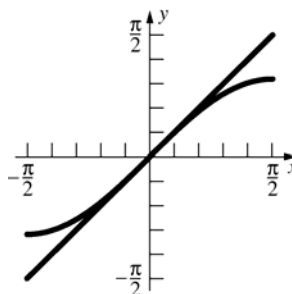
32.



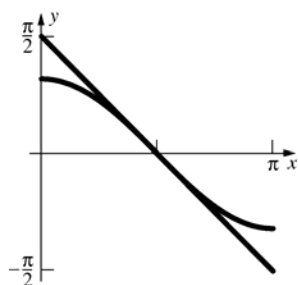
33.



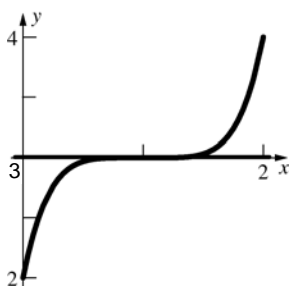
34.



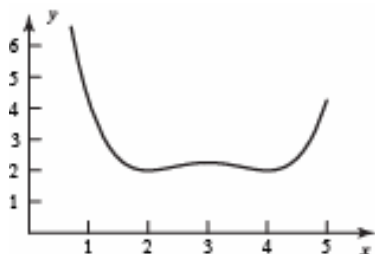
35.



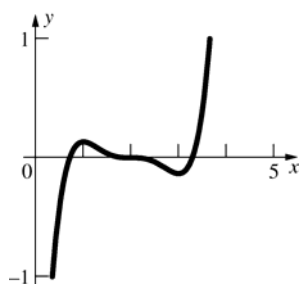
36.  $y' = 5(x-1)^4$ ;  $y'' = 20(x-1)^3$ ;  $y''(x) > 0$  when  $x > 1$ ; inflection point  $(1, 3)$   
At  $x = 1$ ,  $y' = 0$ , so the linear approximation is a horizontal line.



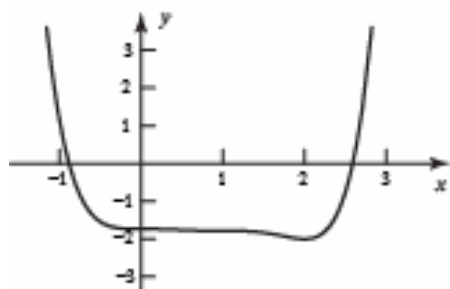
37.



38.



39.

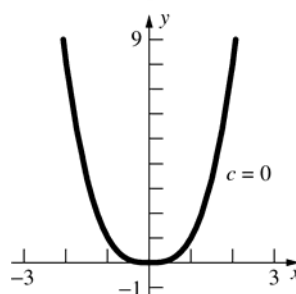
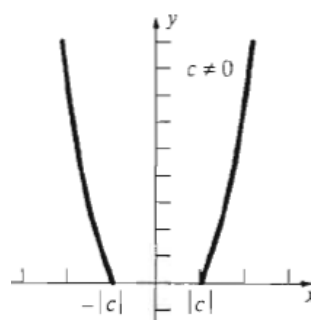


40. Let  $f(x) = ax^2 + bx + c$ , then  $f'(x) = 2ax + b$  and  $f''(x) = 2a$ . An inflection point occurs where  $f''(x)$  changes from positive to negative, but  $2a$  is either always positive or always negative, so  $f(x)$  does not have any inflection points.  
( $f''(x) = 0$  only when  $a = 0$ , but then  $f(x)$  is not a quadratic curve.)

41. Let  $f(x) = ax^3 + bx^2 + cx + d$ , then  
 $f'(x) = 3ax^2 + 2bx + c$  and  $f''(x) = 6ax + 2b$ . As long as  $a \neq 0$ ,  $f''(x)$  will be positive on one side of  $x = \frac{b}{3a}$  and negative on the other side.  
 $x = \frac{b}{3a}$  is the only inflection point.

42. Let  $f(x) = ax^4 + bx^3 + cx^2 + dx + e$ , then  
 $f'(x) = 4ax^3 + 3bx^2 + 2cx + d$  and  
 $f''(x) = 12ax^2 + 6bx + 2c = 2(6ax^2 + 3bx + c)$   
Inflection points can only occur when  $f''(x)$  changes sign from positive to negative and  $f''(x) = 0$ .  $f''(x)$  has at most 2 zeros, thus  $f(x)$  has at most 2 inflection points.

43. Since the  $c$  term is squared, the only difference occurs when  $c = 0$ . When  $c = 0$ ,  
 $y = x^2 \sqrt{x^2} = |x|^3$  which has domain  $(-\infty, \infty)$  and range  $[0, \infty)$ . When  $c \neq 0$ ,  $y = x^2 \sqrt{x^2 - c^2}$  has domain  $(-\infty, -|c|] \cup [|c|, \infty)$  and range  $[0, \infty)$ .





The only extremum points are  $\pm|c|$ . For  $c = 0$ , there is one minimum, for  $c \neq 0$  there are two. No maxima, independent of  $c$ . No inflection points, independent of  $c$ .

44.  $f(x) = \frac{cx}{4+(cx)^2} = \frac{cx}{4+c^2x^2}$

$$f'(x) = \frac{c(4-c^2x^2)}{(4+c^2x^2)^2}; f'(x) = 0 \text{ when } x = \pm \frac{2}{c}$$

unless  $c = 0$ , in which case  $f(x) = 0$  and  $f'(x) = 0$ .

If  $c > 0$ ,  $f(x)$  is increasing on  $\left[-\frac{2}{c}, \frac{2}{c}\right]$  and

decreasing on  $\left(-\infty, -\frac{2}{c}\right] \cup \left[\frac{2}{c}, \infty\right)$ , thus,  $f(x)$  has

a global minimum at  $f\left(-\frac{2}{c}\right) = -\frac{1}{4}$  and a global

maximum of  $f\left(\frac{2}{c}\right) = \frac{1}{4}$ .

If  $c < 0$ ,  $f(x)$  is increasing on  $\left(-\infty, \frac{2}{c}\right] \cup \left[-\frac{2}{c}, \infty\right)$

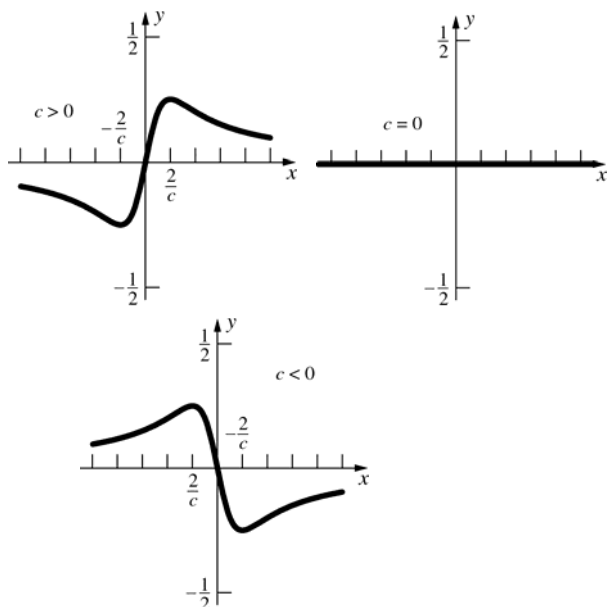
and decreasing on  $\left[\frac{2}{c}, -\frac{2}{c}\right]$ . Thus,  $f(x)$  has a

global minimum at  $f\left(-\frac{2}{c}\right) = -\frac{1}{4}$  and a global

maximum at  $f\left(\frac{2}{c}\right) = \frac{1}{4}$ .

$$f''(x) = \frac{2c^3x(c^2x^2-12)}{(4+c^2x^2)^3}, \text{ so } f(x) \text{ has inflection}$$

points at  $x = 0, \pm \frac{2\sqrt{3}}{c}, c \neq 0$



45.  $f(x) = \frac{1}{(cx^2-4)^2+cx^2}$ , then

$$f'(x) = \frac{2cx(7-2cx^2)}{[(cx^2-4)^2+cx^2]^2};$$

If  $c > 0$ ,  $f'(x) = 0$  when  $x = 0, \pm\sqrt{\frac{7}{2c}}$ .

If  $c < 0$ ,  $f'(x) = 0$  when  $x = 0$ .

Note that  $f(x) = \frac{1}{16}$  (a horizontal line) if  $c = 0$ .

If  $c > 0$ ,  $f'(x) > 0$  when  $x < -\sqrt{\frac{7}{2c}}$  and

$0 < x < \sqrt{\frac{7}{2c}}$ , so  $f(x)$  is increasing on

$\left(-\infty, -\sqrt{\frac{7}{2c}}\right] \cup \left[0, \sqrt{\frac{7}{2c}}\right]$  and decreasing on

$\left[-\sqrt{\frac{7}{2c}}, 0\right] \cup \left[\sqrt{\frac{7}{2c}}, \infty\right)$ . Thus,  $f(x)$  has local

maxima  $f\left(-\sqrt{\frac{7}{2c}}\right) = \frac{4}{15}$ ,  $f\left(\sqrt{\frac{7}{2c}}\right) = \frac{4}{15}$  and

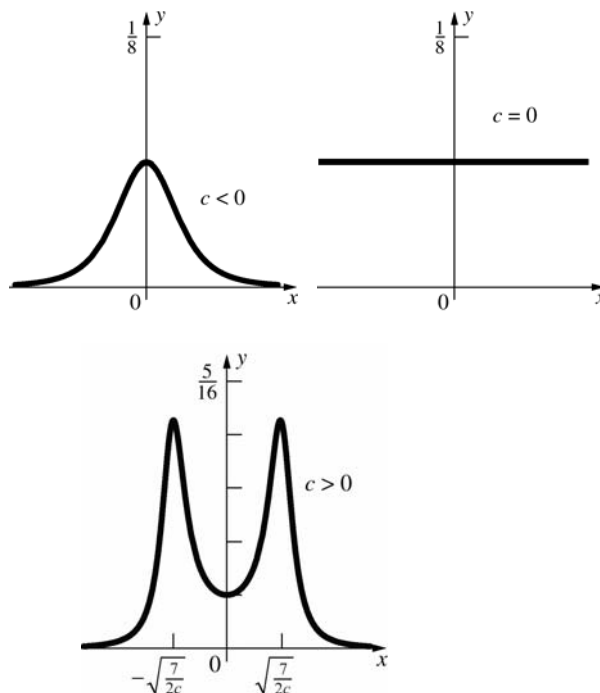
local minimum  $f(0) = \frac{1}{16}$ . If  $c < 0$ ,  $f'(x) > 0$

when  $x < 0$ , so  $f(x)$  is increasing on  $(-\infty, 0]$  and

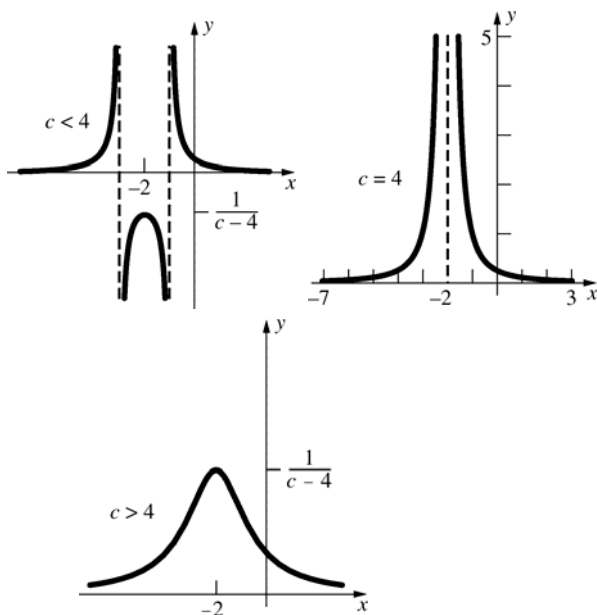
decreasing on  $[0, \infty)$ . Thus,  $f(x)$  has a local

maximum  $f(0) = \frac{1}{16}$ . Note that  $f(x) > 0$  and has

horizontal asymptote  $y = 0$ .



46.  $f(x) = \frac{1}{x^2 + 4x + c}$ . By the quadratic formula,  
 $x^2 + 4x + c = 0$  when  $x = -2 \pm \sqrt{4 - c}$ . Thus  $f(x)$   
has vertical asymptote(s) at  $x = -2 \pm \sqrt{4 - c}$   
when  $c \leq 4$ .  $f'(x) = \frac{-2x - 4}{(x^2 + 4x + c)^2}$ ;  $f'(x) = 0$   
when  $x = -2$ , unless  $c = 4$  since then  $x = -2$  is a  
vertical asymptote.  
For  $c \neq 4$ ,  $f'(x) > 0$  when  $x < -2$ , so  $f(x)$  is  
increasing on  $(-\infty, -2]$  and decreasing on  
 $[-2, \infty)$  (with the asymptotes excluded). Thus  
 $f(x)$  has a local maximum at  $f(-2) = \frac{1}{c - 4}$ . For  
 $c = 4$ ,  $f'(x) = -\frac{2}{(x + 2)^3}$  so  $f(x)$  is increasing on  
 $(-\infty, -2)$  and decreasing on  $(-2, \infty)$ .



47.  $f(x) = c + \sin cx$ .  
Since  $c$  is constant for all  $x$  and  $\sin cx$  is continuous  
everywhere, the function  $f(x)$  is continuous  
everywhere.  
 $f'(x) = c \cdot \cos cx$   
 $f'(x) = 0$  when  $cx = (k + \frac{1}{2})\pi$  or  $x = (k + \frac{1}{2})\frac{\pi}{c}$   
where  $k$  is an integer.  
 $f''(x) = -c^2 \cdot \sin cx$   
 $f''((k + \frac{1}{2})\frac{\pi}{c}) = -c^2 \cdot \sin(c \cdot (k + \frac{1}{2})\frac{\pi}{c}) = -c^2 \cdot (-1)^k$   
In general, the graph of  $f$  will resemble the graph of  
 $y = \sin x$ . The period will decrease as  $|c|$  increases  
and the graph will shift up or down depending on  
whether  $c$  is positive or negative.  
If  $c = 0$ , then  $f(x) = 0$ .

If  $c < 0$ :

$f(x)$  is decreasing on  $[\frac{(4k+1)\pi}{2c}, \frac{(4k-1)\pi}{2c}]$

$f(x)$  is increasing on  $[\frac{(4k-1)\pi}{2c}, \frac{(4k-3)\pi}{2c}]$

$f(x)$  has local minima at  $x = \frac{(4k-1)\pi}{2c}$  and local

maxima at  $x = \frac{(4k-3)\pi}{2c}$  where  $k$  is an integer.

If  $c = 0$ ,  $f(x) = 0$  and there are no extrema.

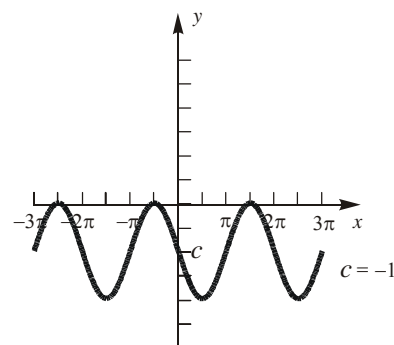
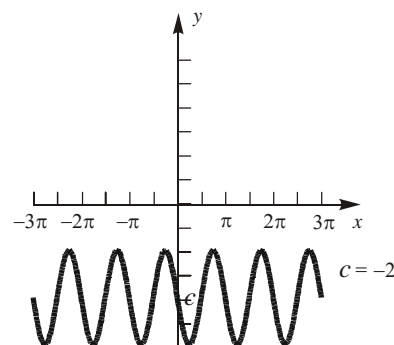
If  $c > 0$ :

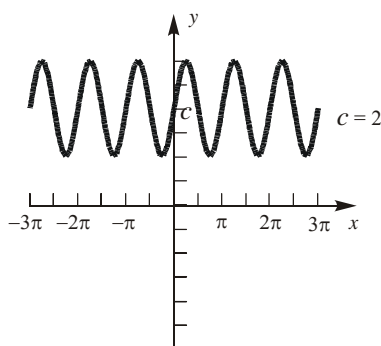
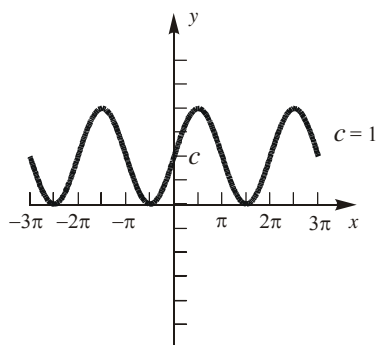
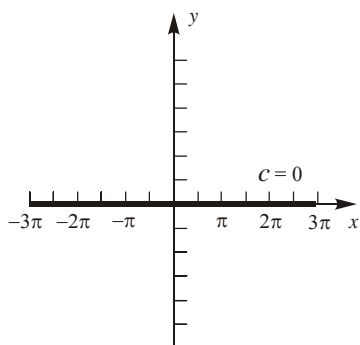
$f(x)$  is decreasing on  $[\frac{(4k-3)\pi}{2c}, \frac{(4k-1)\pi}{2c}]$

$f(x)$  is increasing on  $[\frac{(4k-1)\pi}{2c}, \frac{(4k+1)\pi}{2c}]$

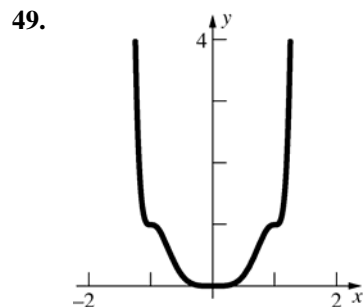
$f(x)$  has local minima at  $x = \frac{(4k-1)\pi}{2c}$  and

local maxima at  $x = \frac{(4k-3)\pi}{2c}$  where  $k$  is an  
integer.





48. Since we have  $f'''(c) > 0$ , we know that  $f'(x)$  is concave up in a neighborhood around  $x = c$ . Since  $f'(c) = 0$ , we then know that the graph of  $f'(x)$  must be positive in that neighborhood. This means that the graph of  $f$  must be increasing to the left of  $c$  and increasing to the right of  $c$ . Therefore, there is a point of inflection at  $c$ .



Justification:

$$f(1) = g(1) = 1$$

$$f(-x) = g((-x)^4) = g(x^4) = f(x)$$

$f$  is an even function; symmetric with respect to the  $y$ -axis.

$$f'(x) = g'(x^4)4x^3$$

$$f'(x) > 0 \text{ for } x \text{ on } (0,1) \cup (1,\infty)$$

$$f'(x) < 0 \text{ for } x \text{ on } (-\infty,-1) \cup (-1,0)$$

$$f'(x) = 0 \text{ for } x = -1, 0, 1 \text{ since } f' \text{ is continuous.}$$

$$f''(x) = g''(x^4)16x^6 + g'(x)12x^2$$

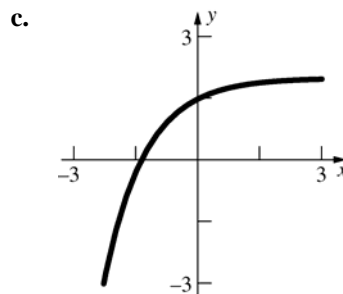
$$f''(x) = 0 \text{ for } x = -1, 0, 1$$

$$f''(x) > 0 \text{ for } x \text{ on } (0, x_0) \cup (1, \infty)$$

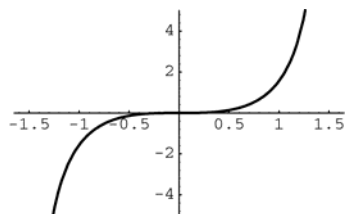
$$f''(x) < 0 \text{ for } x \text{ on } (x_0, 1)$$

Where  $x_0$  is a root of  $f''(x) = 0$  (assume that there is only one root on  $(0, 1)$ ).

50. Suppose  $H'''(1) < 0$ , then  $H''(x)$  is decreasing in a neighborhood around  $x = 1$ . Thus,  $H''(x) > 0$  to the left of 1 and  $H''(x) < 0$  to the right of 1, so  $H(x)$  is concave up to the left of 1 and concave down to the right of 1. Suppose  $H'''(1) > 0$ , then  $H''(x)$  is increasing in a neighborhood around  $x = 1$ . Thus,  $H''(x) < 0$  to the left of 1 and  $H''(x) > 0$  to the right of 1, so  $H(x)$  is concave up to the right of 1 and concave down to the left of 1. In either case,  $H(x)$  has a point of inflection at  $x = 1$  and not a local max or min.
51. a. Not possible;  $F'(x) > 0$  means that  $F(x)$  is increasing.  $F''(x) > 0$  means that the rate at which  $F(x)$  is increasing never slows down. Thus the values of  $F$  must eventually become positive.
- b. Not possible; If  $F(x)$  is concave down for all  $x$ , then  $F(x)$  cannot always be positive.

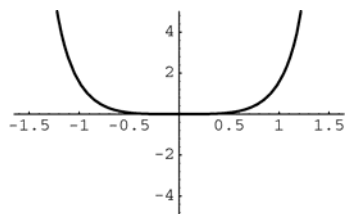


52. a.



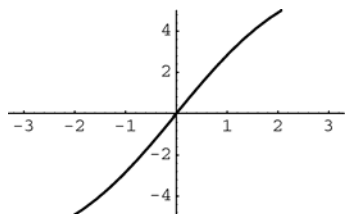
No global extrema; inflection point at  $(0, 0)$

b.



No global maximum; global minimum at  $(0, 0)$ ; no inflection points

c.



Global minimum

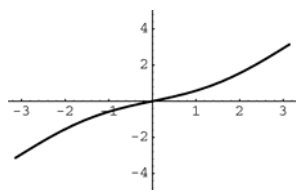
$$f(-\pi) = -2\pi + \sin(-\pi) = -2\pi \approx -6.3;$$

global maximum

$$f(\pi) = 2\pi + \sin \pi = 2\pi \approx 6.3;$$

inflection point at  $(0, 0)$

d.



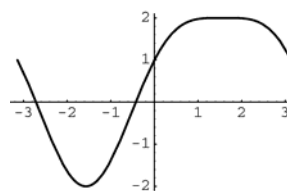
Global minimum

$$f(-\pi) = -\pi - \frac{\sin(-\pi)}{2} = -\pi \approx 3.1; \text{ global}$$

$$\text{maximum } f(\pi) = \pi + \frac{\sin \pi}{2} = \pi \approx 3.1;$$

inflection point at  $(0, 0)$ .

53. a.



$$f'(x) = 2 \cos x - 2 \cos x \sin x$$

$$= 2 \cos x(1 - \sin x);$$

$$f'(x) = 0 \text{ when } x = -\frac{\pi}{2}, \frac{\pi}{2}$$

$$f''(x) = -2 \sin x - 2 \cos^2 x + 2 \sin^2 x$$

$$= 4 \sin^2 x - 2 \sin x - 2; f''(x) = 0 \text{ when}$$

$$\sin x = -\frac{1}{2} \text{ or } \sin x = 1 \text{ which occur when}$$

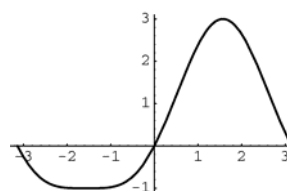
$$x = -\frac{\pi}{6}, -\frac{5\pi}{6}, \frac{\pi}{2}$$

$$\text{Global minimum } f\left(-\frac{\pi}{2}\right) = -2; \text{ global}$$

$$\text{maximum } f\left(\frac{\pi}{2}\right) = 2; \text{ inflection points}$$

$$f\left(-\frac{\pi}{6}\right) = -\frac{1}{4}, f\left(-\frac{5\pi}{6}\right) = -\frac{1}{4}$$

b.



$$f'(x) = 2 \cos x + 2 \sin x \cos x$$

$$= 2 \cos x(1 + \sin x); f'(x) = 0 \text{ when}$$

$$x = -\frac{\pi}{2}, \frac{\pi}{2}$$

$$f''(x) = -2 \sin x + 2 \cos^2 x - 2 \sin^2 x$$

$$= -4 \sin^2 x - 2 \sin x + 2; f''(x) = 0 \text{ when}$$

$$\sin x = -1 \text{ or } \sin x = \frac{1}{2} \text{ which occur when}$$

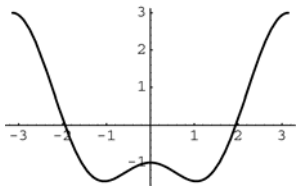
$$x = -\frac{\pi}{2}, \frac{\pi}{6}, \frac{5\pi}{6}$$

$$\text{Global minimum } f\left(-\frac{\pi}{2}\right) = -1; \text{ global}$$

$$\text{maximum } f\left(\frac{\pi}{2}\right) = 3; \text{ inflection points}$$

$$f\left(\frac{\pi}{6}\right) = \frac{5}{4}, f\left(\frac{5\pi}{6}\right) = \frac{5}{4}.$$

c.



$$f'(x) = -2 \sin 2x + 2 \sin x$$

$$= -4 \sin x \cos x + 2 \sin x = 2 \sin x (1 - 2 \cos x);$$

$$f'(x) = 0 \text{ when } x = -\pi, -\frac{\pi}{3}, 0, \frac{\pi}{3}, \pi$$

$$f''(x) = -4 \cos 2x + 2 \cos x; \quad f''(x) = 0 \text{ when } x \approx -2.206, -0.568, 0.568, 2.206$$

$$\text{Global minimum } f\left(-\frac{\pi}{3}\right) = f\left(\frac{\pi}{3}\right) = -1.5;$$

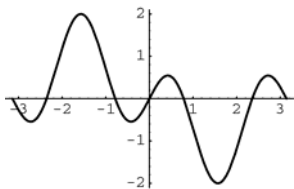
$$\text{Global maximum } f(-\pi) = f(\pi) = 3;$$

$$\text{Inflection points: } \approx (-2.206, 0.890),$$

$$(-0.568, -1.265), (0.568, -1.265),$$

$$(2.206, 0.890)$$

d.



$$f'(x) = 3 \cos 3x - \cos x; \quad f'(x) = 0 \text{ when}$$

$$3 \cos 3x = \cos x \text{ which occurs when}$$

$$x = -\frac{\pi}{2}, \frac{\pi}{2} \text{ and when}$$

$$x \approx -2.7, -0.4, 0.4, 2.7$$

$$f''(x) = -9 \sin 3x + \sin x \text{ which occurs when}$$

$$x = -\pi, 0, \pi \text{ and when}$$

$$x \approx -2.126, -1.016, 1.016, 2.126$$

$$\text{Global minimum } f\left(\frac{\pi}{2}\right) = -2;$$

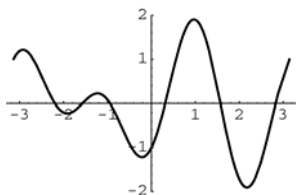
$$\text{global maximum } f\left(-\frac{\pi}{2}\right) = 2;$$

$$\text{Inflection points: } \approx (-2.126, 0.755),$$

$$(-1.016, 0.755), (0, 0), (1.016, -0.755),$$

$$(2.126, -0.755)$$

e.



$$f'(x) = 2 \cos 2x + 3 \sin 3x$$

Using the graphs,  $f(x)$  has a global minimum at  $f(2.17) \approx -1.9$  and a global maximum at  $f(0.97) \approx 1.9$

$$f''(x) = -4 \sin 2x + 9 \cos 3x; \quad f''(x) = 0 \text{ when}$$

$$x = -\frac{\pi}{2}, \frac{\pi}{2} \text{ and when}$$

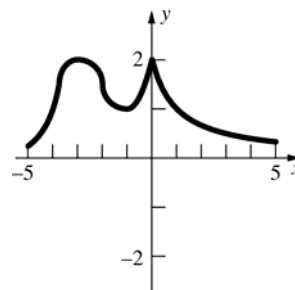
$$x \approx -2.469, -0.673, 0.413, 2.729.$$

$$\text{Inflection points: } \left(-\frac{\pi}{2}, 0\right), \left(\frac{\pi}{2}, 0\right),$$

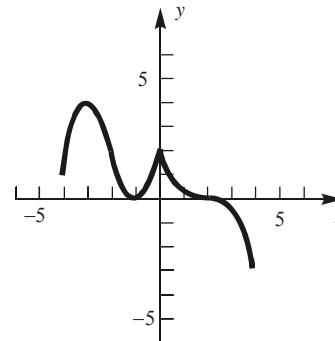
$$\approx (-2.469, 0.542), (-0.673, -0.542),$$

$$(0.413, 0.408), (2.729, -0.408)$$

54.



55.



a.  $f$  is increasing on the intervals  $(-\infty, -3]$  and  $[-1, 0]$ .

$f$  is decreasing on the intervals  $[-3, -1]$  and  $[0, \infty)$ .

b.  $f$  is concave down on the intervals  $(-\infty, -2)$  and  $(2, \infty)$ .

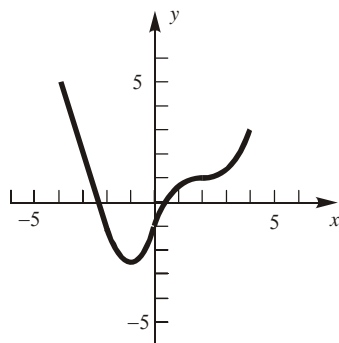
$f$  is concave up on the intervals  $(-2, 0)$  and  $(0, 2)$ .

c.  $f$  attains a local maximum at  $x = -3$  and  $x = 0$ .

$f$  attains a local minimum at  $x = -1$ .

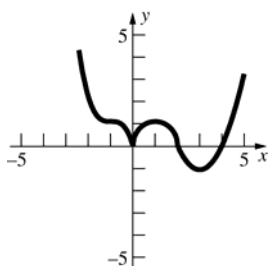
d.  $f$  has a point of inflection at  $x = -2$  and  $x = 2$ .

56.

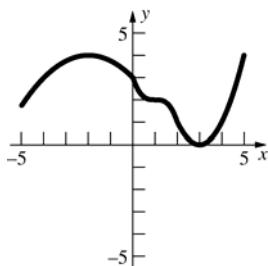


- a.  $f$  is increasing on the interval  $[-1, \infty)$ .  
 $f$  is decreasing on the interval  $(-\infty, -1]$
- b.  $f$  is concave up on the intervals  $(-2, 0)$   
and  $(2, \infty)$ .  
 $f$  is concave down on the interval  $(0, 2)$ .
- c.  $f$  does not have any local maxima.  
 $f$  attains a local minimum at  $x = -1$ .
- d.  $f$  has inflection points at  $x = 0$  and  
 $x = 2$ .

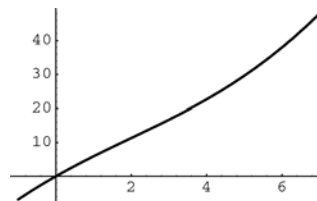
57.



58.



59. a.



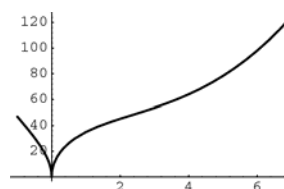
$$f'(x) = \frac{2x^2 - 9x + 40}{\sqrt{x^2 - 6x + 40}}; f'(x) \text{ is never } 0,$$

and always positive, so  $f(x)$  is increasing for all  $x$ . Thus, on  $[-1, 7]$ , the global minimum is  $f(-1) \approx -6.9$  and the global maximum is  $f(7) \approx 48.0$ .

$$f''(x) = \frac{2x^3 - 18x^2 + 147x - 240}{(x^2 - 6x + 40)^{3/2}}; f''(x) = 0$$

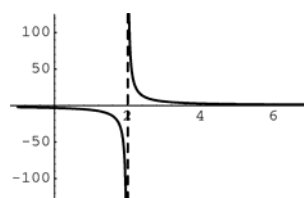
when  $x \approx 2.02$ ; inflection point  
 $f(2.02) \approx 11.4$

b.



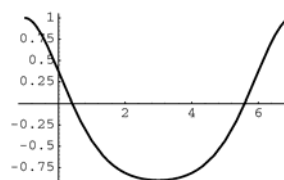
Global minimum  $f(0) = 0$ ; global maximum  
 $f(7) \approx 124.4$ ; inflection point at  $x \approx 2.34$ ,  
 $f(2.34) \approx 48.09$

c.



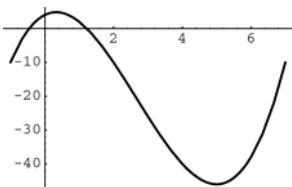
No global minimum or maximum; no  
inflection points

d.



Global minimum  $f(3) \approx -0.9$ ;  
global maximum  $f(-1) \approx 1.0$  or  $f(7) \approx 1.0$ ;  
Inflection points at  $x \approx 0.05$  and  $x \approx 5.9$ ,  
 $f(0.05) \approx 0.3$ ,  $f(5.9) \approx 0.3$ .

60. a.



$$f'(x) = 3x^2 - 16x + 5; f'(x) = 0 \text{ when}$$

$$x = \frac{1}{3}, 5.$$

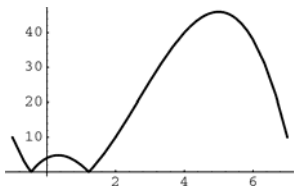
Global minimum  $f(5) = -46$ ;

global maximum  $f\left(\frac{1}{3}\right) \approx 4.8$

$$f''(x) = 6x - 16; f''(x) = 0 \text{ when } x = \frac{8}{3};$$

inflection point:  $\left(\frac{8}{3}, -20.6\right)$

b.



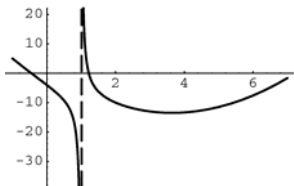
Global minimum when  $x \approx -0.5$  and  $x \approx 1.2$ ,  $f(-0.5) \approx 0$ ,  $f(1.2) \approx 0$ ;

global maximum  $f(5) = 46$

Inflection point:  $(-0.5, 0)$ ,  $(1.2, 0)$ ,

$$\left(\frac{8}{3}, 20.6\right)$$

c.

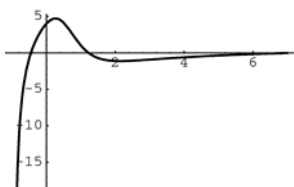


No global minimum or maximum;

inflection point at

$$x \approx -0.26, f(-0.26) \approx -1.7$$

d.



No global minimum, global maximum when

$$x \approx 0.26, f(0.26) \approx 4.7$$

Inflection points when  $x \approx 0.75$  and

$$x \approx 3.15, f(0.75) \approx 2.6, f(3.15) \approx -0.88$$

### 3.6 Concepts Review

1. continuous;  $(a, b)$ ;  $f(b) - f(a) = f'(c)(b - a)$

2.  $f'(0)$  does not exist.

3.  $F(x) = G(x) + C$

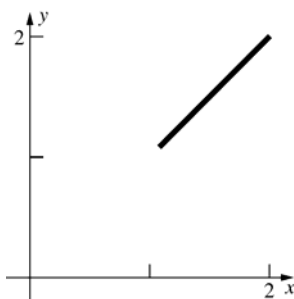
4.  $x^4 + C$

### Problem Set 3.6

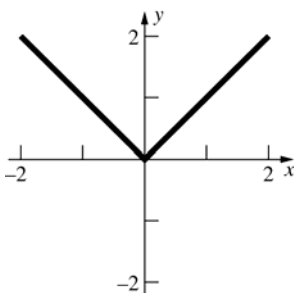
$$1. f'(x) = \frac{x}{|x|}$$

$$\frac{f(2) - f(1)}{2 - 1} = \frac{2 - 1}{1} = 1$$

$$\frac{c}{|c|} = 1 \text{ for all } c > 0, \text{ hence for all } c \text{ in } (1, 2)$$



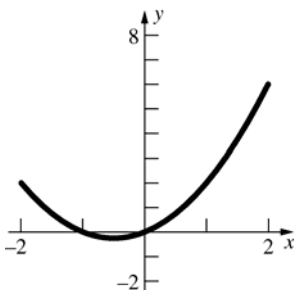
2. The Mean Value Theorem does not apply because  $g'(0)$  does not exist.



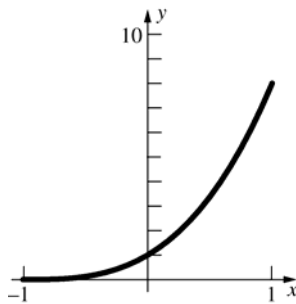
$$3. f'(x) = 2x + 1$$

$$\frac{f(2) - f(-2)}{2 - (-2)} = \frac{6 - 2}{4} = 1$$

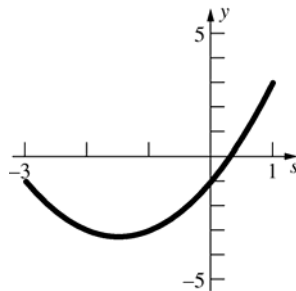
$$2c + 1 = 1 \text{ when } c = 0$$



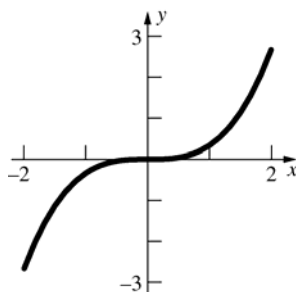
4.  $g'(x) = 3(x+1)^2$   
 $\frac{g(1) - g(-1)}{1 - (-1)} = \frac{8 - 0}{2} = 4$   
 $3(c+1)^2 = 4$  when  $c = -1 + \frac{2}{\sqrt{3}} \approx 0.15$



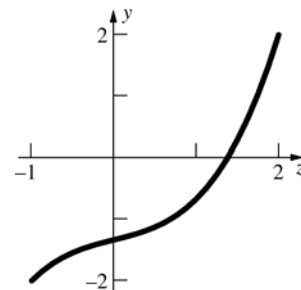
5.  $H'(s) = 2s + 3$   
 $\frac{H(1) - H(-3)}{1 - (-3)} = \frac{3 - (-1)}{1 - (-3)} = 1$   
 $2c + 3 = 1$  when  $c = -1$



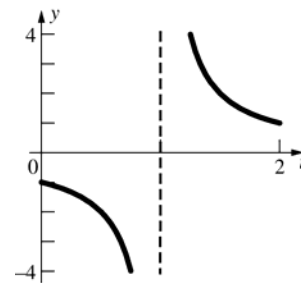
6.  $F'(x) = x^2$   
 $\frac{F(2) - F(-2)}{2 - (-2)} = \frac{\frac{8}{3} - (-\frac{8}{3})}{4} = \frac{4}{3}$   
 $c^2 = \frac{4}{3}$  when  $c = \pm \frac{2}{\sqrt{3}} \approx \pm 1.15$



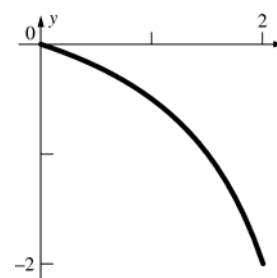
7.  $f'(z) = \frac{1}{3}(3z^2 + 1) = z^2 + \frac{1}{3}$   
 $\frac{f(2) - f(-1)}{2 - (-1)} = \frac{2 - (-2)}{3} = \frac{4}{3}$   
 $c^2 + \frac{1}{3} = \frac{4}{3}$  when  $c = -1, 1$ , but  $-1$  is not in  $(-1, 2)$  so  $c = 1$  is the only solution.



8. The Mean Value Theorem does not apply because  $F(t)$  is not continuous at  $t = 1$ .

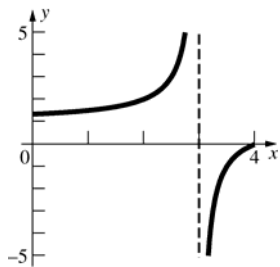


9.  $h'(x) = -\frac{3}{(x-3)^2}$   
 $\frac{h(2) - h(0)}{2 - 0} = \frac{-2 - 0}{2} = -1$   
 $-\frac{3}{(c-3)^2} = -1$  when  $c = 3 \pm \sqrt{3}$ ,  
 $c = 3 - \sqrt{3} \approx 1.27$  ( $3 + \sqrt{3}$  is not in  $(0, 2)$ .)





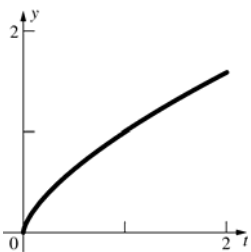
10. The Mean Value Theorem does not apply because  $f(x)$  is not continuous at  $x = 3$ .



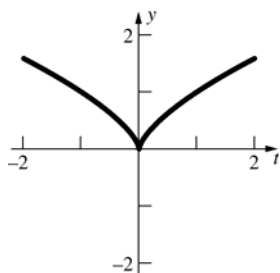
11.  $h'(t) = \frac{2}{3t^{1/3}}$

$$\frac{h(2) - h(0)}{2 - 0} = \frac{2^{2/3} - 0}{2} = 2^{-1/3}$$

$$\frac{2}{3c^{1/3}} = 2^{-1/3} \text{ when } c = \frac{16}{27} \approx 0.59$$



12. The Mean Value Theorem does not apply because  $h'(0)$  does not exist.

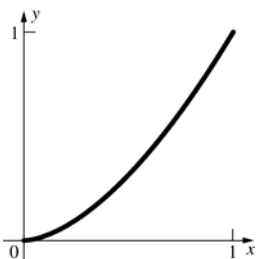


13.  $g'(x) = \frac{5}{3}x^{2/3}$

$$\frac{g(1) - g(0)}{1 - 0} = \frac{1 - 0}{1} = 1$$

$$\frac{5}{3}c^{2/3} = 1 \text{ when } c = \pm \left(\frac{3}{5}\right)^{3/2},$$

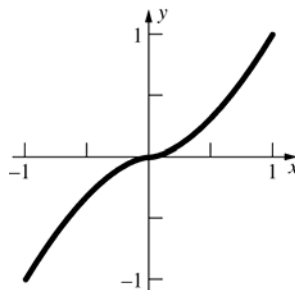
$$c = \left(\frac{3}{5}\right)^{3/2} \approx 0.46, \left(-\left(\frac{3}{5}\right)^{3/2}\right) \text{ is not in } (0, 1).$$



14.  $g'(x) = \frac{5}{3}x^{2/3}$

$$\frac{g(1) - g(-1)}{1 - (-1)} = \frac{1 - (-1)}{2} = 1$$

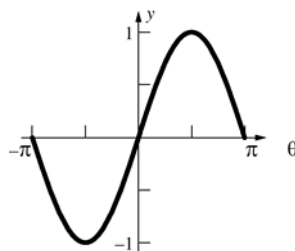
$$\frac{5}{3}c^{2/3} = 1 \text{ when } c = \pm \left(\frac{3}{5}\right)^{3/2} \approx \pm 0.46$$



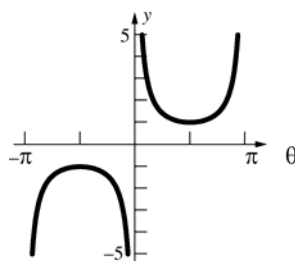
15.  $S'(\theta) = \cos \theta$

$$\frac{S(\pi) - S(-\pi)}{\pi - (-\pi)} = \frac{0 - 0}{2\pi} = 0$$

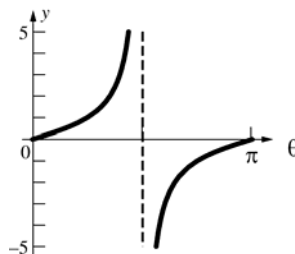
$$\cos c = 0 \text{ when } c = \pm \frac{\pi}{2}.$$



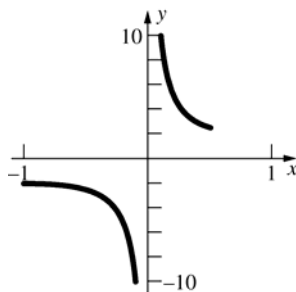
16. The Mean Value Theorem does not apply because  $C(\theta)$  is not continuous at  $\theta = -\pi, 0, \pi$ .



17. The Mean Value Theorem does not apply because  $T(\theta)$  is not continuous at  $\theta = \frac{\pi}{2}$ .



18. The Mean Value Theorem does not apply because  $f(x)$  is not continuous at  $x = 0$ .

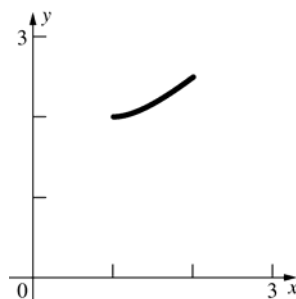


19.  $f'(x) = 1 - \frac{1}{x^2}$

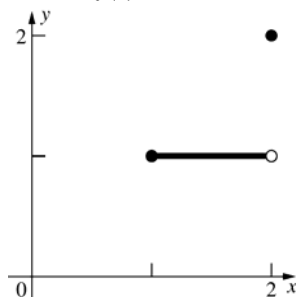
$$\frac{f(2) - f(1)}{2 - 1} = \frac{\frac{5}{2} - 2}{1} = \frac{1}{2}$$

$$1 - \frac{1}{c^2} = \frac{1}{2} \text{ when } c = \pm\sqrt{2}, \quad c = \sqrt{2} \approx 1.41$$

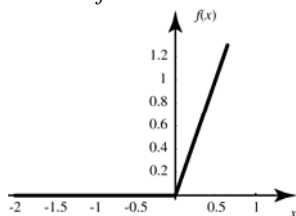
( $c = -\sqrt{2}$  is not in  $(1, 2)$ .)



20. The Mean Value Theorem does not apply because  $f(x)$  is not continuous at  $x = 2$ .



21. The Mean Value Theorem does not apply because  $f$  is not differentiable at  $x = 0$ .



22. By the Mean Value Theorem

$$\frac{f(b) - f(a)}{b - a} = f'(c) \text{ for some } c \text{ in } (a, b).$$

$$\text{Since } f(b) = f(a), \quad \frac{0}{b - a} = f'(c); \quad f'(c) = 0.$$

23.  $\frac{f(8) - f(0)}{8 - 0} = -\frac{1}{4}$

There are three values for  $c$  such that

$$f'(c) = -\frac{1}{4}.$$

They are approximately 1.5, 3.75, and 7.

24.  $f'(x) = 2\alpha x + \beta$

$$\frac{f(b) - f(a)}{b - a} = \frac{1}{b - a} [\alpha(b^2 - a^2) + \beta(b - a)]$$

$$= \alpha(a + b) + \beta$$

$2\alpha c + \beta = \alpha(a + b) + \beta$  when  $c = \frac{a + b}{2}$  which is the midpoint of  $[a, b]$ .

25. By the Monotonicity Theorem,  $f$  is increasing on the intervals  $(a, x_0)$  and  $(x_0, b)$ .

To show that  $f(x_0) > f(x)$  for  $x$  in  $(a, x_0)$ , consider  $f$  on the interval  $(a, x_0]$ .

$f$  satisfies the conditions of the Mean Value Theorem on the interval  $[x, x_0]$  for  $x$  in  $(a, x_0)$ .

So for some  $c$  in  $(x, x_0)$ ,

$$f(x_0) - f(x) = f'(c)(x_0 - x).$$

Because

$$f'(c) > 0 \text{ and } x_0 - x > 0, \quad f(x_0) - f(x) > 0,$$

so  $f(x_0) > f(x)$ .

Similar reasoning shows that

$$f(x) > f(x_0) \text{ for } x \text{ in } (x_0, b).$$

Therefore,  $f$  is increasing on  $(a, b)$ .

26. a.  $f'(x) = 3x^2 > 0$  except at  $x = 0$  in  $(-\infty, \infty)$ .

$f(x) = x^3$  is increasing on  $(-\infty, \infty)$  by Problem 25.

- b.  $f'(x) = 5x^4 > 0$  except at  $x = 0$  in  $(-\infty, \infty)$ .

$f(x) = x^5$  is increasing on  $(-\infty, \infty)$  by Problem 25.

- c.  $f'(x) = \begin{cases} 3x^2 & x \leq 0 \\ 1 & x > 0 \end{cases} > 0$  except at  $x = 0$  in  $(-\infty, \infty)$ .

$f(x) = \begin{cases} x^3 & x \leq 0 \\ x & x > 0 \end{cases}$  is increasing on

$(-\infty, \infty)$  by Problem 25.

27.  $s(t)$  is defined in any interval not containing  $t = 0$ .

$$s'(c) = -\frac{1}{c^2} < 0 \text{ for all } c \neq 0. \text{ For any } a, b \text{ with}$$

$a < b$  and both either positive or negative, the Mean Value Theorem says

$$s(b) - s(a) = s'(c)(b - a) \text{ for some } c \text{ in } (a, b).$$

Since  $a < b$ ,  $b - a > 0$  while  $s'(c) < 0$ , hence

$$s(b) - s(a) < 0, \text{ or } s(b) < s(a).$$

Thus,  $s(t)$  is decreasing on any interval not containing  $t = 0$ .

28.  $s'(c) = -\frac{2}{c^3} < 0$  for all  $c > 0$ . If  $0 < a < b$ , the

Mean Value Theorem says

$$s(b) - s(a) = s'(c)(b - a) \text{ for some } c \text{ in } (a, b).$$

Since  $a < b$ ,  $b - a > 0$  while  $s'(c) < 0$ , hence

$s(b) - s(a) < 0$ , or  $s(b) < s(a)$ . Thus,  $s(t)$  is decreasing on any interval to the right of the origin.

29.  $F'(x) = 0$  and  $G(x) = 0$ ;  $G'(x) = 0$ .

By Theorem B,

$$F(x) = G(x) + C, \text{ so } F(x) = 0 + C = C.$$

30.  $F(x) = \cos^2 x + \sin^2 x$ ;  $F(0) = 1^2 + 0^2 = 1$

$$F'(x) = 2 \cos x(-\sin x) + 2 \sin x(\cos x) = 0$$

By Problem 29,  $F(x) = C$  for all  $x$ .

Since  $F(0) = 1$ ,  $C = 1$ , so  $\sin^2 x + \cos^2 x = 1$  for all  $x$ .

31. Let  $G(x) = Dx$ ;  $F'(x) = D$  and  $G'(x) = D$ .

By Theorem B,  $F(x) = G(x) + C$ ;  $F(x) = Dx + C$ .

32.  $F'(x) = 5$ ;  $F(0) = 4$

$$F(x) = 5x + C \text{ by Problem 31.}$$

$$F(0) = 4 \text{ so } C = 4.$$

$$F(x) = 5x + 4$$

33. Since  $f(a)$  and  $f(b)$  have opposite signs, 0 is between  $f(a)$  and  $f(b)$ .  $f(x)$  is continuous on  $[a, b]$ , since it has a derivative. Thus, by the Intermediate Value Theorem, there is at least one point  $c$ ,

$$a < c < b \text{ with } f(c) = 0.$$

Suppose there are two points,  $c$  and  $c'$ ,  $c < c'$  in

$(a, b)$  with  $f(c) = f(c') = 0$ . Then by Rolle's Theorem, there is at least one number  $d$  in  $(c, c')$  with  $f'(d) = 0$ . This contradicts the given information that  $f'(x) \neq 0$  for all  $x$  in  $[a, b]$ , thus there cannot be more than one  $x$  in  $[a, b]$  where  $f(x) = 0$ .

34.  $f'(x) = 6x^2 - 18x = 6x(x - 3)$ ;  $f'(x) = 0$  when  $x = 0$  or  $x = 3$ .

$f(-1) = -10$ ,  $f(0) = 1$  so, by Problem 33,  $f(x) = 0$  has exactly one solution on  $(-1, 0)$ .

$f(0) = 1$ ,  $f(1) = -6$  so, by Problem 33,  $f(x) = 0$  has exactly one solution on  $(0, 1)$ .

$f(4) = -15$ ,  $f(5) = 26$  so, by Problem 33,  $f(x) = 0$  has exactly one solution on  $(4, 5)$ .

35. Suppose there is more than one zero between successive distinct zeros of  $f'$ . That is, there are  $a$  and  $b$  such that  $f(a) = f(b) = 0$  with  $a$  and  $b$  between successive distinct zeros of  $f'$ . Then by Rolle's Theorem, there is a  $c$  between  $a$  and  $b$  such that  $f'(c) = 0$ . This contradicts the supposition that  $a$  and  $b$  lie between successive distinct zeros.

36. Let  $x_1$ ,  $x_2$ , and  $x_3$  be the three values such that

$$g(x_1) = g(x_2) = g(x_3) = 0 \text{ and}$$

$a \leq x_1 < x_2 < x_3 \leq b$ . By applying Rolle's

Theorem (see Problem 22) there is at least one

number  $x_4$  in  $(x_1, x_2)$  and one number  $x_5$  in

$(x_2, x_3)$  such that  $g'(x_4) = g'(x_5) = 0$ . Then by

applying Rolle's Theorem to  $g'(x)$ , there is at

least one number  $x_6$  in  $(x_4, x_5)$  such that

$$g''(x_6) = 0.$$

37.  $f(x)$  is a polynomial function so it is continuous on  $[0, 4]$  and  $f''(x)$  exists for all  $x$  on  $(0, 4)$ .

$f(1) = f(2) = f(3) = 0$ , so by Problem 36, there are

at least two values of  $x$  in  $[0, 4]$  where  $f'(x) = 0$

and at least one value of  $x$  in  $[0, 4]$  where

$$f''(x) = 0.$$

38. By applying the Mean Value Theorem and taking the absolute value of both sides,

$$\frac{|f(x_2) - f(x_1)|}{|x_2 - x_1|} = |f'(c)|, \text{ for some } c \text{ in } (x_1, x_2).$$

Since  $|f'(x)| \leq M$  for all  $x$  in  $(a, b)$ ,

$$\frac{|f(x_2) - f(x_1)|}{|x_2 - x_1|} \leq M; |f(x_2) - f(x_1)| \leq M|x_2 - x_1|.$$

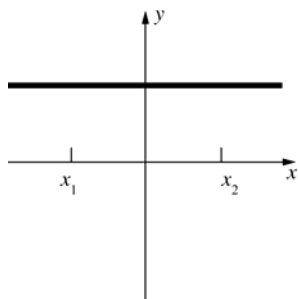
39.  $f'(x) = 2 \cos 2x$ ;  $|f'(x)| \leq 2$

$$\frac{|f(x_2) - f(x_1)|}{|x_2 - x_1|} = |f'(x)|; \frac{|f(x_2) - f(x_1)|}{|x_2 - x_1|} \leq 2$$

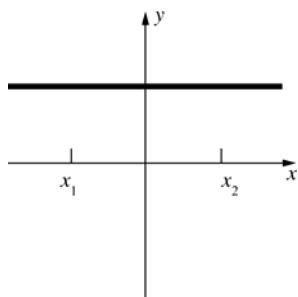
$$|f(x_2) - f(x_1)| \leq 2|x_2 - x_1|;$$

$$|\sin 2x_2 - \sin 2x_1| \leq 2|x_2 - x_1|$$

40. a.



b.



41. Suppose  $f'(x) \geq 0$ . Let  $a$  and  $b$  lie in the interior of  $I$  such that  $b > a$ . By the Mean Value Theorem, there is a point  $c$  between  $a$  and  $b$  such that

$$f'(c) = \frac{f(b) - f(a)}{b - a}; \frac{f(b) - f(a)}{b - a} \geq 0.$$

Since  $a < b$ ,  $f(b) \geq f(a)$ , so  $f$  is nondecreasing.

Suppose  $f'(x) \leq 0$ . Let  $a$  and  $b$  lie in the interior of  $I$  such that  $b > a$ . By the Mean Value Theorem, there is a point  $c$  between  $a$  and  $b$  such that

$$f'(c) = \frac{f(b) - f(a)}{b - a}; \frac{f(b) - f(a)}{b - a} \leq 0. \text{ Since}$$

$a < b$ ,  $f(a) \geq f(b)$ , so  $f$  is nonincreasing.

42.  $[f^2(x)]' = 2f(x)f'(x)$

Because  $f(x) \geq 0$  and  $f'(x) \geq 0$  on  $I$ ,  $[f^2(x)]' \geq 0$  on  $I$ .

As a consequence of the Mean Value Theorem,

$$f^2(x_2) - f^2(x_1) \geq 0 \text{ for all } x_2 > x_1 \text{ on } I.$$

Therefore  $f^2$  is nondecreasing.

43. Let  $f(x) = h(x) - g(x)$ .

$$f'(x) = h'(x) - g'(x); f'(x) \geq 0 \text{ for all } x \text{ in}$$

$(a, b)$  since  $g'(x) \leq h'(x)$  for all  $x$  in  $(a, b)$ , so  $f$  is nondecreasing on  $(a, b)$  by Problem 41. Thus

$$x_1 < x_2 \Rightarrow f(x_1) \leq f(x_2);$$

$$h(x_1) - g(x_1) \leq h(x_2) - g(x_2);$$

$$g(x_2) - g(x_1) \leq h(x_2) - h(x_1) \text{ for all } x_1 \text{ and } x_2 \text{ in } (a, b).$$

44. Let  $f(x) = \sqrt{x}$  so  $f'(x) = \frac{1}{2\sqrt{x}}$ . Apply the Mean Value Theorem to  $f$  on the interval  $[x, x+2]$  for  $x > 0$ .

$$\text{Thus } \sqrt{x+2} - \sqrt{x} = \frac{1}{2\sqrt{c}}(2) = \frac{1}{\sqrt{c}} \text{ for some } c \text{ in}$$

$$(x, x+2). \text{ Observe } \frac{1}{\sqrt{x+2}} < \frac{1}{\sqrt{c}} < \frac{1}{\sqrt{x}}.$$

$$\text{Thus as } x \rightarrow \infty, \frac{1}{\sqrt{c}} \rightarrow 0.$$

$$\text{Therefore } \lim_{x \rightarrow \infty} (\sqrt{x+2} - \sqrt{x}) = \lim_{x \rightarrow \infty} \frac{1}{\sqrt{c}} = 0.$$

45. Let  $f(x) = \sin x$ .  $f'(x) = \cos x$ , so

$$|f'(x)| = |\cos x| \leq 1 \text{ for all } x.$$

By the Mean Value Theorem,

$$\frac{f(x) - f(y)}{x - y} = f'(c) \text{ for some } c \text{ in } (x, y).$$

$$\text{Thus, } \frac{|f(x) - f(y)|}{|x - y|} = |f'(c)| \leq 1;$$

$$|\sin x - \sin y| \leq |x - y|.$$

46. Let  $d$  be the difference in distance between horse A and horse B as a function of time  $t$ .

Then  $d'$  is the difference in speeds.

Let  $t_0$  and  $t_1$  be the start and finish times of the race.

$$d(t_0) = d(t_1) = 0$$

By the Mean Value Theorem,

$$\frac{d(t_1) - d(t_0)}{t_1 - t_0} = d'(c) \text{ for some } c \text{ in } (t_0, t_1).$$

Therefore  $d'(c) = 0$  for some  $c$  in  $(t_0, t_1)$ .

47. Let  $s$  be the difference in speeds between horse A and horse B as function of time  $t$ .

Then  $s'$  is the difference in accelerations.

Let  $t_2$  be the time in Problem 46 at which the horses had the same speeds and let  $t_1$  be the finish time of the race.

$$s(t_2) = s(t_1) = 0$$

By the Mean Value Theorem,

$$\frac{s(t_1) - s(t_2)}{t_1 - t_2} = s'(c) \text{ for some } c \text{ in } (t_2, t_1).$$

Therefore  $s'(c) = 0$  for some  $c$  in  $(t_2, t_1)$ .

48. Suppose  $x > c$ . Then by the Mean Value Theorem,  
 $f(x) - f(c) = f'(a)(x - c)$  for some  $a$  in  $(c, x)$ .  
 Since  $f$  is concave up,  $f'' > 0$  and by the Monotonicity Theorem  $f'$  is increasing.  
 Therefore  $f'(a) > f'(c)$  and  
 $f(x) - f(c) = f'(a)(x - c) > f'(c)(x - c)$   
 $f(x) > f(c) + f'(c)(x - c), x > c$   
 Suppose  $x < c$ . Then by the Mean Value Theorem,  
 $f(c) - f(x) = f'(a)(c - x)$  for some  $a$  in  $(x, c)$ .  
 Since  $f$  is concave up,  $f'' > 0$ , and by the Monotonicity Theorem  $f'$  is increasing.  
 Therefore,  $f'(c) > f'(a)$  and  
 $f(c) - f(x) = f'(a)(c - x) < f'(c)(c - x)$ .  
 $-f(x) < -f(c) + f'(c)(c - x)$   
 $f(x) > f(c) - f'(c)(c - x)$   
 $f(x) > f(c) + f'(c)(x - c), x < c$   
 Therefore  $f(x) > f(c) + f'(c)(x - c), x \neq c$ .

49. Fix an arbitrary  $x$ .

$$f'(x) = \lim_{y \rightarrow x} \frac{f(y) - f(x)}{y - x} = 0, \text{ since}$$

$$\left| \frac{f(y) - f(x)}{y - x} \right| \leq M |y - x|.$$

So,  $f' \equiv 0 \rightarrow f = \text{constant}$ .

50.  $f(x) = x^{1/3}$  on  $[0, a]$  or  $[-a, 0]$  where  $a$  is any positive number.  $f'(0)$  does not exist, but  $f(x)$  has a vertical tangent line at  $x = 0$ .

51. Let  $f(t)$  be the distance traveled at time  $t$ .

$$\frac{f(2) - f(0)}{2 - 0} = \frac{112 - 0}{2} = 56$$

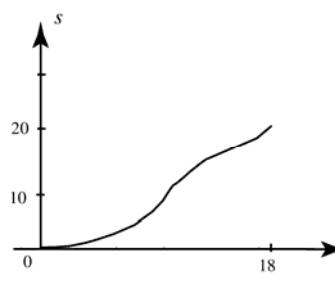
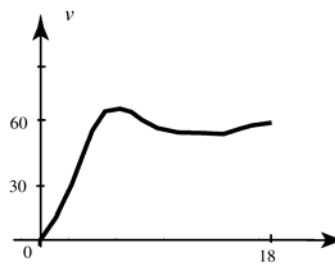
By the Mean Value Theorem, there is a time  $c$  such that  $f'(c) = 56$ .

At some time during the trip, Johnny must have gone 56 miles per hour.

52.  $s$  is differentiable with  $s(0) = 0$  and  $s(18) = 20$  so we can apply the Mean Value Theorem. There exists a  $c$  in the interval  $(0, 18)$  such that

$$v(c) = s'(c) = \frac{(20 - 0)}{(18 - 0)} \approx 1.11 \text{ miles per minute}$$

$$\approx 66.67 \text{ miles per hour}$$



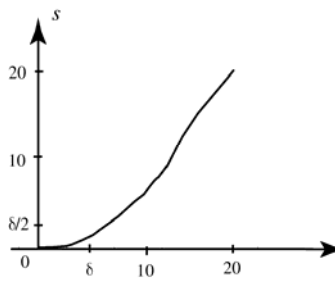
53. Since the car is stationary at  $t = 0$ , and since  $v$  is continuous, there exists a  $\delta$  such that  $v(t) < \frac{1}{2}$  for all  $t$  in the interval  $[0, \delta]$ .  $v(t)$  is therefore less than  $\frac{1}{2}$  and  $s(\delta) < \delta \cdot \frac{1}{2} = \frac{\delta}{2}$ . By the Mean Value Theorem, there exists a  $c$  in the interval  $(\delta, 20)$  such that

$$v(c) = s'(c) = \frac{\left(20 - \frac{\delta}{2}\right)}{(20 - \delta)}$$

$$> \frac{20 - \delta}{20 - \delta}$$

$$= 1 \text{ mile per minute}$$

$$= 60 \text{ miles per hour}$$



54. Given the position function  $s(t) = at^2 + bt + c$ , the car's instantaneous velocity is given by the function  $s'(t) = 2at + b$ .

The midpoint of the interval  $[A, B]$  is  $\frac{A+B}{2}$ .

Thus, the car's instantaneous velocity at the midpoint of the interval is given by

$$\begin{aligned} s'\left(\frac{A+B}{2}\right) &= 2a\left(\frac{A+B}{2}\right) + b \\ &= a(A+B) + b \end{aligned}$$

The car's average velocity will be its change in position divided by the length of the interval.

That is,

$$\begin{aligned} \frac{s(B) - s(A)}{B - A} &= \frac{(aB^2 + bB + c) - (aA^2 + bA + c)}{B - A} \\ &= \frac{aB^2 - aA^2 + bB - bA}{B - A} \\ &= \frac{a(B^2 - A^2) + b(B - A)}{B - A} \\ &= \frac{a(B - A)(B + A) + b(B - A)}{B - A} \\ &= a(B + A) + b \\ &= a(A + B) + b \end{aligned}$$

This is the same result as the instantaneous velocity at the midpoint.

### 3.7 Concepts Review

1. slowness of convergence
2. root; Intermediate Value
3. algorithms
4. fixed point

### Problem Set 3.7

1. Let  $f(x) = x^3 + 2x - 6$ .  
 $f(1) = -3, f(2) = 6$

$n$	$h_n$	$m_n$	$f(m_n)$
1	0.5	1.5	0.375
2	0.25	1.25	-1.546875
3	0.125	1.375	-0.650391
4	0.0625	1.4375	-0.154541
5	0.03125	1.46875	0.105927
6	0.015625	1.45312	-0.0253716
7	0.0078125	1.46094	0.04001
8	0.00390625	1.45703	0.00725670
9	0.00195312	1.45508	-0.00907617

$$r \approx 1.46$$

2. Let  $f(x) = x^4 + 5x^3 + 1$ .  
 $f(-1) = -3, f(0) = 1$

$n$	$h_n$	$m_n$	$f(m_n)$
1	0.5	-0.5	0.4375
2	0.25	-0.75	-0.792969
3	0.125	-0.625	-0.0681152
4	0.0625	-0.5625	0.21022
5	0.03125	-0.59375	0.0776834
6	0.015625	-0.609375	0.00647169
7	0.0078125	-0.617187	-0.0303962
8	0.00390625	-0.613281	-0.011854
9	0.00195312	-0.611328	-0.00266589

$$r \approx -0.61$$

3. Let  $f(x) = 2\cos x - \sin x$ .

$$f(1) \approx 0.23913; f(2) \approx -1.74159$$

$n$	$h_n$	$m_n$	$f(m_n)$
1	0.5	1.5	-0.856021
2	0.25	1.25	-0.318340
3	0.125	1.125	-0.039915
4	0.0625	1.0625	0.998044
5	0.03125	1.09375	0.029960
6	0.01563	1.109375	-0.004978

$$r \approx 1.11$$

4. Let  $f(x) = x - 2 + 2\cos x$

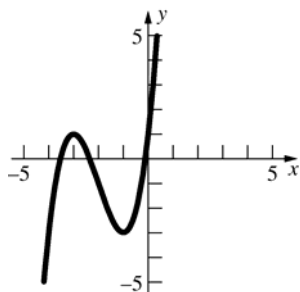
$$f(1) = 1 - 2 + 2\cos(1) \approx 0.080605$$

$$f(2) = 2 - 2 + 2\cos(2) \approx -0.832294$$

$n$	$h_n$	$m_n$	$f(m_n)$
1	0.5	1.5	-0.358526
2	0.25	1.25	-0.119355
3	0.125	1.125	-0.012647
4	0.0625	1.0625	0.035879
5	0.03125	1.09375	0.012065
6	0.01563	1.109375	-0.000183

$$r \approx 1.11$$

5. Let  $f(x) = x^3 + 6x^2 + 9x + 1 = 0$ .

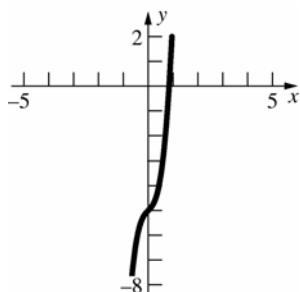


$$f'(x) = 3x^2 + 12x + 9$$

$n$	$x_n$
1	0
2	-0.1111111
3	-0.1205484
4	-0.1206148
5	-0.1206148

$$r \approx -0.12061$$

6. Let  $f(x) = 7x^3 + x - 5$

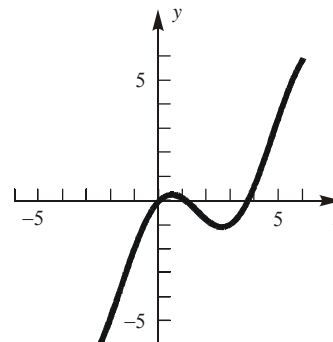


$$f'(x) = 21x^2 + 1$$

$n$	$x_n$
1	1
2	0.8636364
3	0.8412670
4	0.8406998
5	0.8406994
6	0.8406994

$$r \approx 0.84070$$

7. Let  $f(x) = x - 2 + 2\cos x$ .

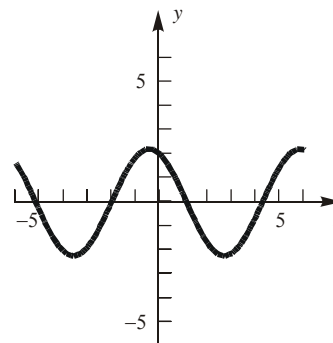


$$f'(x) = 1 - 2\sin x$$

$n$	$x_n$
1	4
2	3.724415
3	3.698429
4	3.698154
5	3.698154

$$r \approx 3.69815$$

8. Let  $f(x) = 2\cos x - \sin x$ .

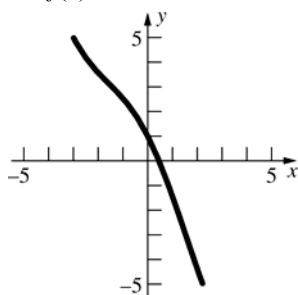


$$f'(x) = -2\sin x - \cos x$$

$n$	$x_n$
1	0.5
2	1.1946833
3	1.1069244
4	1.1071487
5	1.1071487

$$r \approx 1.10715$$

9. Let  $f(x) = \cos x - 2x$ .

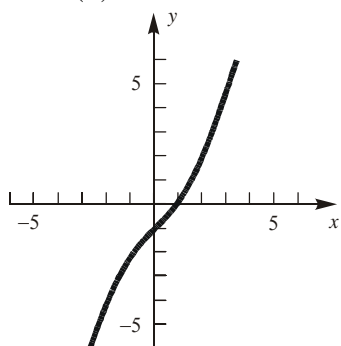


$$f'(x) = -\sin x - 2$$

$n$	$x_n$
1	0.5
2	0.4506267
3	0.4501836
4	0.4501836

$$r \approx 0.45018$$

10. Let  $f(x) = 2x - \sin x - 1$ .

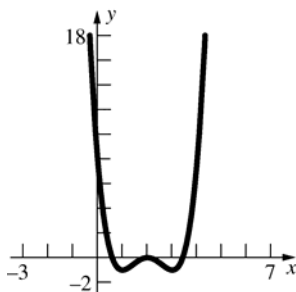


$$f'(x) = 2 - \cos x$$

$n$	$x_n$
1	1
2	0.891396
3	0.887866
4	0.887862
5	0.887862

$$r \approx 0.88786$$

11. Let  $f(x) = x^4 - 8x^3 + 22x^2 - 24x + 8$ .



$$f'(x) = 4x^3 - 24x^2 + 44x - 24$$

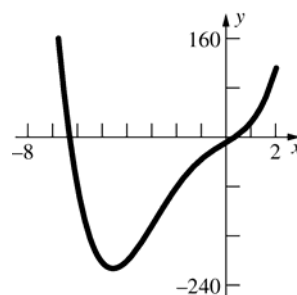
Note that  $f(2) = 0$ .

$n$	$x_n$
1	0.5
2	0.575
3	0.585586
4	0.585786

$n$	$x_n$
1	3.5
2	3.425
3	3.414414
4	3.414214
5	3.414214

$$r = 2, r \approx 0.58579, r \approx 3.41421$$

12. Let  $f(x) = x^4 + 6x^3 + 2x^2 + 24x - 8$ .



$$f'(x) = 4x^3 + 18x^2 + 4x + 24$$

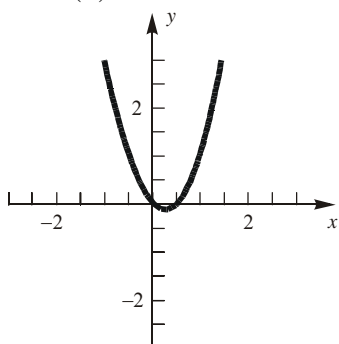
$n$	$x_n$
1	-6.5
2	-6.3299632
3	-6.3167022
4	-6.3166248
5	-6.3166248

$n$	$x_n$
1	0.5
2	0.3286290
3	0.3166694
4	0.3166248
5	0.3166248

$$r \approx -6.31662, r \approx 0.31662$$



13. Let  $f(x) = 2x^2 - \sin x$ .

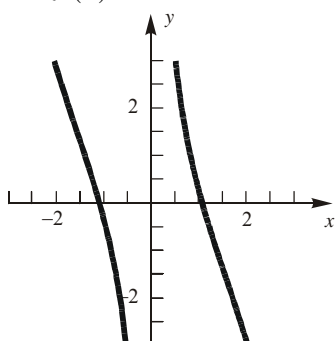


$$f'(x) = 4x - \cos x$$

$n$	$x_n$
1	0.5
2	0.481670
3	0.480947
4	0.480946

$$r \approx 0.48095$$

14. Let  $f(x) = 2 \cot x - x$ .



$$f'(x) = -2 \csc^2 x - 1$$

$n$	$x_n$
1	1
2	1.074305
3	1.076871
4	1.076874

$$r \approx 1.07687$$

15. Let  $f(x) = x^3 - 6$ .

$$f'(x) = 3x^2$$

$n$	$x_n$
1	1.5
2	1.888889
3	1.819813
4	1.817125
5	1.817121
6	1.817121

$$\sqrt[3]{6} \approx 1.81712$$

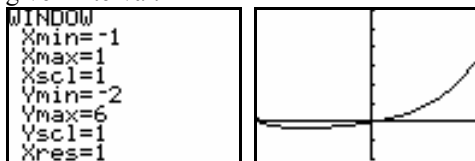
16. Let  $f(x) = x^4 - 47$ .

$$f'(x) = 4x^3$$

$n$	$x_n$
1	2.5
2	2.627
3	2.618373
4	2.618330
5	2.618330

$$\sqrt[4]{47} \approx 2.61833$$

17.  $f(x) = x^4 + x^3 + x^2 + x$  is continuous on the given interval.



From the graph of  $f$ , we see that the maximum value of the function on the interval occurs at the right endpoint. The minimum occurs at a stationary point within the interval. To find where the minimum occurs, we solve  $f'(x) = 0$  on the interval  $[-1, 1]$ .

$$f'(x) = 4x^3 + 3x^2 + 2x + 1 = g(x)$$

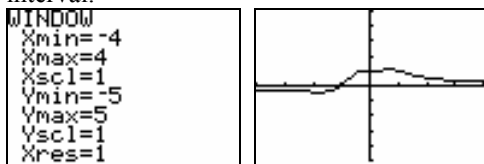
Using Newton's Method to solve  $g(x) = 0$ , we get:

$n$	$x_n$
1	0
2	-0.5
3	-0.625
4	-0.60638
5	-0.60583
6	-0.60583

$$\text{Minimum: } f(-0.60583) \approx -0.32645$$

$$\text{Maximum: } f(1) = 4$$

18.  $f(x) = \frac{x^3 + 1}{x^4 + 1}$  is continuous on the given interval.



From the graph of  $f$ , we see that the maximum and minimum will both occur at stationary points within the interval. The minimum appears to occur at about  $x = -1.5$  while the maximum appears to occur at about  $x = 0.8$ . To find the stationary points, we solve  $f'(x) = 0$ .

$$f'(x) = \frac{-x^2(x^4 + 4x - 3)}{(x^4 + 1)^2} = g(x)$$


Using Newton's method to solve  $g(x) = 0$  on the interval, we use the starting values of  $-1.5$  and  $0.8$ .

$n$	$x_n$	$n$	$x_n$
1	-1.5	1	0.8
2	-1.680734	2	0.694908
3	-1.766642	3	0.692512
4	-1.783766	4	0.692505
5	-1.784357	5	0.692505
6	-1.784358		
7	-1.784358		

Maximum:  $f(0.692505) \approx 1.08302$

Minimum:  $f(-1.78436) \approx -0.42032$

19.  $f(x) = \frac{\sin x}{x}$  is continuous on the given interval.



From the graph of  $f$ , we see that the minimum value and maximum value on the interval will occur at stationary points within the interval. To find these points, we need to solve  $f'(x) = 0$  on the interval.

$$f'(x) = \frac{x \cos x - \sin x}{x^2} = g(x)$$

Using Newton's method to solve  $g(x) = 0$  on

the interval, we use the starting values of  $\frac{3\pi}{2}$  and

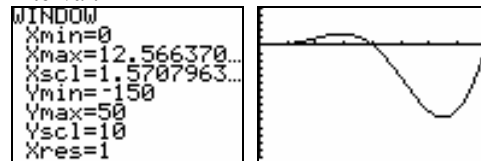
$$\frac{5\pi}{2}.$$

$n$	$x_n$	$n$	$x_n$
1	4.712389	1	7.853982
2	4.479179	2	7.722391
3	4.793365	3	7.725251
4	4.493409	4	7.725252
5	4.493409	5	7.725252

Minimum:  $f(4.493409) \approx -0.21723$

Maximum:  $f(7.725252) \approx 0.128375$

20.  $f(x) = x^2 \sin \frac{x}{2}$  is continuous on the given interval.



From the graph of  $f$ , we see that the minimum value and maximum value on the interval will occur at stationary points within the interval. To find these points, we need to solve  $f'(x) = 0$  on the interval.

$$f'(x) = \frac{x^2 \cos \frac{x}{2} + 4x \sin \frac{x}{2}}{2} = g(x)$$

Using Newton's method to solve  $g(x) = 0$  on

the interval, we use the starting values of  $\frac{3\pi}{2}$  and

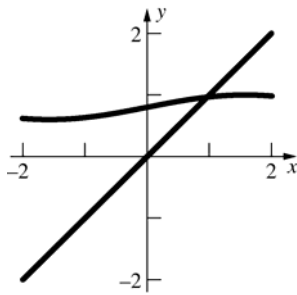
$$\frac{13\pi}{4}.$$

$n$	$x_n$	$n$	$x_n$
1	4.712389	1	10.210176
2	4.583037	2	10.174197
3	4.577868	3	10.173970
4	4.577859	4	10.173970
5	4.577859		

Minimum:  $f(10.173970) \approx -96.331841$

Maximum:  $f(4.577859) \approx 15.78121$

21. Graph  $y = x$  and  $y = 0.8 + 0.2 \sin x$ .



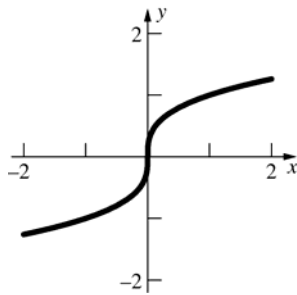
$$x_{n+1} = 0.8 + 0.2 \sin x_n$$

Let  $x_1 = 1$ .

$n$	$x_n$
1	1
2	0.96829
3	0.96478
4	0.96439
5	0.96434
6	0.96433
7	0.96433

$$x \approx 0.9643$$

22.



$$x_{n+1} = x_n - \frac{f(x_n)}{f'(x_n)} = x_n - \frac{x_n^{1/3}}{\frac{1}{3}x_n^{-2/3}}$$

$$= x_n - 3x_n = -2x_n$$

Thus, every iteration of Newton's Method gets further from zero. Note that  $x_{n+1} = (-2)^{n+1}x_0$ .

Newton's Method is based on approximating  $f$  by its tangent line near the root. This function has a vertical tangent at the root.

23. a. For Tom's car,  $P = 2000$ ,  $R = 100$ , and  $k = 24$ , thus

$$2000 = \frac{100}{i} \left[ 1 - \frac{1}{(1+i)^{24}} \right] \text{ or}$$

$$20i = 1 - \frac{1}{(1+i)^{24}}, \text{ which is equivalent to}$$

$$20i(1+i)^{24} - (1+i)^{24} + 1 = 0.$$

- b. Let

$$f(i) = 20i(1+i)^{24} - (1+i)^{24} + 1$$

$$= (1+i)^{24}(20i-1) + 1.$$

Then

$$f'(i) = 20(1+i)^{24} + 480i(1+i)^{23} - 24(1+i)^{23}$$

$$= (1+i)^{23}(500i-4), \text{ so}$$

$$i_{n+1} = i_n - \frac{f(i_n)}{f'(i_n)} = i_n - \frac{(1+i_n)^{24}(20i_n-1)+1}{(1+i_n)^{23}(500i_n-4)}$$

$$= i_n - \left[ \frac{20i_n^2 + 19i_n - 1 + (1+i_n)^{-23}}{500i_n - 4} \right].$$

- c.

$n$	$i_n$
1	0.012
2	0.0165297
3	0.0152651
4	0.0151323
5	0.0151308
6	0.0151308

$$i = 0.0151308$$

$$r = 18.157\%$$

24. From Newton's algorithm,  $x_{n+1} - x_n = -\frac{f(x_n)}{f'(x_n)}$ .

$$\lim_{x_n \rightarrow \bar{x}} (x_{n+1} - x_n) = \lim_{x_n \rightarrow \bar{x}} x_{n+1} - \lim_{x_n \rightarrow \bar{x}} x_n$$

$$= \bar{x} - \bar{x} = 0$$

$$\lim_{x_n \rightarrow \bar{x}} \frac{f(x_n)}{f'(x_n)} \text{ exists if } f \text{ and } f' \text{ are continuous at } \bar{x} \text{ and } f'(\bar{x}) \neq 0.$$

$$\text{Thus, } \lim_{x_n \rightarrow \bar{x}} \frac{f(x_n)}{f'(x_n)} = \frac{f(\bar{x})}{f'(\bar{x})} = 0, \text{ so } f(\bar{x}) = 0.$$

$\bar{x}$  is a solution of  $f(x) = 0$ .

25.  $x_{n+1} = \frac{x_n + 1.5 \cos x_n}{2}$

$n$	$x_n$	$n$	$x_n$
1	1	5	0.914864
2	0.905227	6	0.914856
3	0.915744	7	0.914857
4	0.914773		

$$x \approx 0.91486$$

26.  $x_{n+1} = 2 - \sin x$

$n$	$x_n$	$n$	$x_n$	$n$	$x_n$
1	2	5	1.10746	9	1.10603
2	1.09070	6	1.10543	10	1.10607
3	1.11305	7	1.10634	11	1.10606
4	1.10295	8	1.10612	12	1.10606

$x \approx 1.10606$

27.  $x_{n+1} = \sqrt{2.7 + x_n}$

$n$	$x_n$
1	1
2	1.923538
3	2.150241
4	2.202326
5	2.214120
6	2.216781
7	2.217382
8	2.217517
9	2.217548
10	2.217554
11	2.217556
12	2.217556

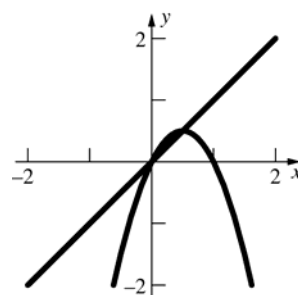
$x \approx 2.21756$

28.  $x_{n+1} = \sqrt{3.2 + x_n}$

$n$	$x_n$
1	47
2	7.085196
3	3.207054
4	2.531216
5	2.393996
6	2.365163
7	2.359060
8	2.357766
9	2.357491
10	2.357433
11	2.357421
12	2.357418
13	2.357418

$x \approx 2.35742$

29. a.



$x \approx 0.5$

b.  $x_{n+1} = 2(x_n - x_n^2)$

$n$	$x_n$
1	0.7
2	0.42
3	0.4872
4	0.4996723
5	0.4999998
6	0.5
7	0.5

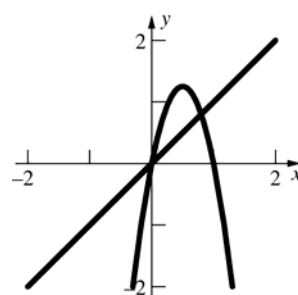
c.  $x = 2(x - x^2)$

$2x^2 - x = 0$

$x(2x - 1) = 0$

$x = 0, x = \frac{1}{2}$

30. a.



$x \approx 0.8$

b.  $x_{n+1} = 5(x_n - x_n^2)$

$n$	$x_n$
1	0.7
2	1.05
3	-0.2625
4	-1.657031
5	-22.01392
6	-2533.133

c.  $x = 5(x - x^2)$   
 $5x^2 - 4x = 0$   
 $x(5x - 4) = 0$   
 $x = 0, x = \frac{4}{5}$

31. a.  $x_1 = 0$   
 $x_2 = \sqrt{1} = 1$   
 $x_3 = \sqrt{1 + \sqrt{1}} = \sqrt{2} \approx 1.4142136$   
 $x_4 = \sqrt{1 + \sqrt{1 + \sqrt{1}}} \approx 1.553774$   
 $x_5 = \sqrt{1 + \sqrt{1 + \sqrt{1 + \sqrt{1}}}} \approx 1.5980532$

b.  $x = \sqrt{1 + x}$   
 $x^2 = 1 + x$   
 $x^2 - x - 1 = 0$   

$$x = \frac{1 \pm \sqrt{1 + 4 \cdot 1 \cdot 1}}{2} = \frac{1 \pm \sqrt{5}}{2}$$

Taking the minus sign gives a negative solution for  $x$ , violating the requirement that

$x \geq 0$ . Hence,  $x = \frac{1 + \sqrt{5}}{2} \approx 1.618034$ .

c. Let  $x = \sqrt{1 + \sqrt{1 + \sqrt{1 + \dots}}}$ . Then  $x$  satisfies the equation  $x = \sqrt{1 + x}$ . From part (b) we know that  $x$  must equal  $(1 + \sqrt{5})/2 \approx 1.618034$ .

32. a.  $x_1 = 0$   
 $x_2 = \sqrt{5} \approx 2.236068$   
 $x_3 = \sqrt{5 + \sqrt{5}} \approx 2.689994$   
 $x_4 = \sqrt{5 + \sqrt{5 + \sqrt{5}}} \approx 2.7730839$   
 $x_5 = \sqrt{5 + \sqrt{5 + \sqrt{5 + \sqrt{5}}}} \approx 2.7880251$

b.  $x = \sqrt{5 + x}$ , and  $x$  must satisfy  $x \geq 0$   
 $x^2 = 5 + x$   
 $x^2 - x - 5 = 0$   

$$x = \frac{1 \pm \sqrt{1 + 4 \cdot 1 \cdot 5}}{2} = \frac{1 \pm \sqrt{21}}{2}$$

Taking the minus sign gives a negative solution for  $x$ , violating the requirement that  $x \geq 0$ . Hence,

$x = (1 + \sqrt{21})/2 \approx 2.7912878$

c. Let  $x = \sqrt{5 + \sqrt{5 + \sqrt{5 + \dots}}}$ . Then  $x$  satisfies the equation  $x = \sqrt{5 + x}$ . From part (b) we know that  $x$  must equal  $(1 + \sqrt{21})/2 \approx 2.7912878$

33. a.  $x_1 = 1$   
 $x_2 = 1 + \frac{1}{1} = 2$   
 $x_3 = 1 + \frac{1}{1 + \frac{1}{1}} = \frac{3}{2} = 1.5$   
 $x_4 = 1 + \frac{1}{1 + \frac{1}{1 + \frac{1}{1}}} = \frac{5}{3} \approx 1.6666667$   
 $x_5 = 1 + \frac{1}{1 + \frac{1}{1 + \frac{1}{1 + \frac{1}{1}}}} = \frac{8}{5} = 1.6$

b.  $x = 1 + \frac{1}{x}$   
 $x^2 = x + 1$   
 $x^2 - x - 1 = 0$   

$$x = \frac{1 \pm \sqrt{1 + 4 \cdot 1 \cdot 1}}{2} = \frac{1 \pm \sqrt{5}}{2}$$

Taking the minus sign gives a negative solution for  $x$ , violating the requirement that

$x \geq 0$ . Hence,  $x = \frac{1 + \sqrt{5}}{2} \approx 1.618034$ .

c. Let  $x = 1 + \frac{1}{1 + \frac{1}{1 + \dots}}$ .

Then  $x$  satisfies the equation  $x = 1 + \frac{1}{x}$ .

From part (b) we know that  $x$  must equal  $(1 + \sqrt{5})/2 \approx 1.618034$ .

34. a. Suppose  $r$  is a root. Then  $r = r - \frac{f(r)}{f'(r)}$ .

$\frac{f(r)}{f'(r)} = 0$ , so  $f(r) = 0$ .

Suppose  $f(r) = 0$ . Then  $r - \frac{f(r)}{f'(r)} = r - 0 = r$ ,

so  $r$  is a root of  $x = x - \frac{f(x)}{f'(x)}$ .

- b. If we want to solve  $f(x) = 0$  and  $f'(x) \neq 0$  in

$$[a, b], \text{ then } \frac{f(x)}{f'(x)} = 0 \text{ or}$$

$$x = x - \frac{f(x)}{f'(x)} = g(x).$$

$$g'(x) = 1 - \frac{f'(x)}{f'(x)} + \frac{f(x)}{[f'(x)]^2} f''(x)$$

$$= \frac{f(x)f''(x)}{[f'(x)]^2}$$

$$\text{and } g'(r) = \frac{f(r)f''(r)}{[f'(r)]^2} = 0.$$

35. a. The algorithm computes the root of

$$\frac{1}{x} - a = 0 \text{ for } x_1 \text{ close to } \frac{1}{a}.$$

- b. Let  $f(x) = \frac{1}{x} - a$ .

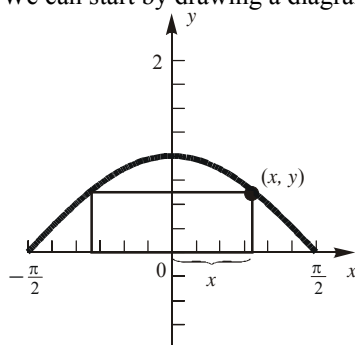
$$f'(x) = -\frac{1}{x^2}$$

$$\frac{f(x)}{f'(x)} = -x + ax^2$$

The recursion formula is

$$x_{n+1} = x_n - \frac{f(x_n)}{f'(x_n)} = 2x_n - ax_n^2.$$

36. We can start by drawing a diagram:



From symmetry, maximizing the area of the entire rectangle is equivalent to maximizing the area of the rectangle in quadrant I. The area of the rectangle in quadrant I is given by

$$A = xy$$

$$= x \cos x$$

To find the maximum area, we first need the

stationary points on the interval  $\left(0, \frac{\pi}{2}\right)$ .

$$A'(x) = \cos x - x \sin x$$

Therefore, we need to solve

$$A'(x) = 0$$

$$\cos x - x \sin x = 0$$

On the interval  $\left(0, \frac{\pi}{2}\right)$ , there is only one

stationary point (check graphically). We will use Newton's Method to find the stationary point,

starting with  $x = \frac{\pi}{4} \approx 0.785398$ .

$n$	$x_n$
1	$\frac{\pi}{4} \approx 0.785398$
2	0.862443
3	0.860335
4	0.860334
5	0.860334

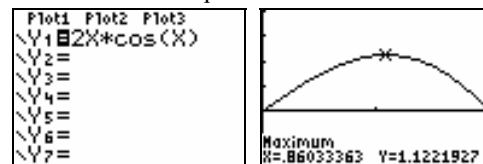
$x \approx 0.860334$  will maximize the area of the rectangle in quadrant I, and subsequently the larger rectangle as well.

$$y = \cos x = \cos(0.860334) \approx 0.652184$$

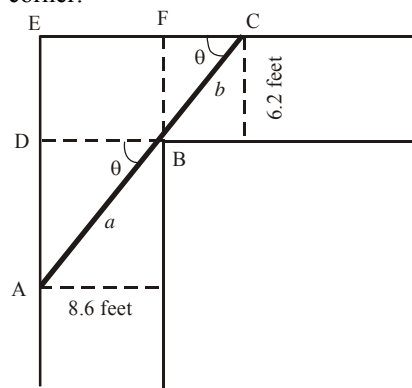
The maximum area of the larger rectangle is

$$A_L = (2x)y \approx 2(0.860334)(0.652184)$$

$$\approx 1.122192 \text{ square units}$$



37. The rod that barely fits around the corner will touch the outside walls as well as the inside corner.



As suggested in the diagram, let  $a$  and  $b$  represent the lengths of the segments  $AB$  and  $BC$ , and let  $\theta$  denote the angles  $\angle DBA$  and  $\angle FCB$ . Consider the two similar triangles  $\triangle ADB$  and  $\triangle BFC$ ; these have hypotenuses  $a$  and  $b$  respectively. A little trigonometry applied to these angles gives

$$a = \frac{8.6}{\cos \theta} = 8.6 \sec \theta \text{ and } b = \frac{6.2}{\sin \theta} = 6.2 \csc \theta$$

Note that the angle  $\theta$  determines the position of the rod. The total length of the rod is then

$$L = a + b = 8.6 \sec \theta + 6.2 \csc \theta$$

The domain for  $\theta$  is the open interval  $\left(0, \frac{\pi}{2}\right)$ .

The derivative of  $L$  is

$$L'(\theta) = \frac{8.6 \sin^3 \theta - 6.2 \cos^3 \theta}{\sin^2 \theta \cdot \cos^2 \theta}$$

Thus,  $L'(\theta) = 0$  provided

$$8.6 \sin^3 \theta - 6.2 \cos^3 \theta = 0$$

$$8.6 \sin^3 \theta = 6.2 \cos^3 \theta$$

$$\frac{\sin^3 \theta}{\cos^3 \theta} = \frac{6.2}{8.6}$$

$$\tan^3 \theta = \frac{6.2}{8.6}$$

$$\tan \theta = \sqrt[3]{\frac{6.2}{8.6}}$$

On the interval  $\left(0, \frac{\pi}{2}\right)$ , there will only be one solution to this equation. We will use Newton's method to solve  $\tan \theta - \sqrt[3]{\frac{6.2}{8.6}} = 0$  starting with

$$\theta_1 = \frac{\pi}{4}.$$

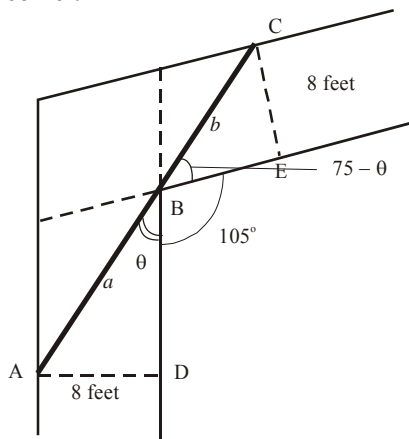
$n$	$\theta_n$
1	$\frac{\pi}{4} \approx 0.78540$
2	0.73373
3	0.73098
4	0.73097
5	0.73097

Note that  $\theta \approx 0.73097$  minimizes the length of the rod that does *not* fit around the corner, which in turn maximizes the length of the rod that will fit around the corner (verify by using the Second Derivative Test).

$$L(0.73097) = 8.6 \sec(0.73097) + 6.2 \csc(0.73097) \approx 20.84$$

Thus, the length of the longest rod that will fit around the corner is about 20.84 feet.

38. The rod that barely fits around the corner will touch the outside walls as well as the inside corner.



As suggested in the diagram, let  $a$  and  $b$  represent the lengths of the segments  $AB$  and  $BC$ , and let  $\theta$  denote the angle  $\angle ABD$ . Consider the two right triangles  $\triangle ADB$  and  $\triangle CEB$ ; these have hypotenuses  $a$  and  $b$  respectively. A little trigonometry applied to these angles gives

$$a = \frac{8}{\sin \theta} = 8 \csc \theta \quad \text{and}$$

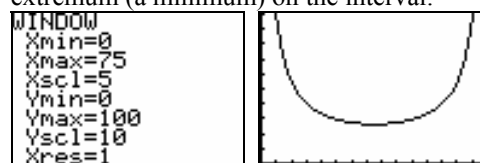
$$b = \frac{8}{\sin(75 - \theta)} = 8 \csc(75 - \theta)$$

Note that the angle  $\theta$  determines the position of the rod. The total length of the rod is then

$$L = a + b = 8 \csc \theta + 8 \csc(75 - \theta)$$

The domain for  $\theta$  is the open interval  $(0, 75)$ .

A graph of  $L$  indicates there is only one extremum (a minimum) on the interval.



The derivative of  $L$  is

$$L'(\theta) = \frac{8(\sin^2 \theta \cdot \cos(\theta - 75) - \cos \theta \cdot \sin^2(\theta - 75))}{\sin^2 \theta \cdot \sin^2(\theta - 75)}$$

We will use Newton's method to solve

$$L'(\theta) = 0 \quad \text{starting with } \theta_1 = 40.$$

$n$	$\theta_n$
1	40
2	37.54338
3	37.50000
4	37.5

Note that  $\theta = 37.5^\circ$  minimizes the length of the rod that does *not* fit around the corner, which in turn maximizes the length of the rod that will fit around the corner (verify by using the Second Derivative Test).

$$\begin{aligned} L(37.5) &= 8 \csc(37.5) + 8 \csc(75 - 37.5) \\ &= 16 \csc(37.5) \\ &\approx 26.28 \end{aligned}$$

Thus, the length of the longest rod that will fit around the corner is about 26.28 feet.

39. We can solve the equation  $-\frac{2x^2}{25} + x + 42 = 0$  to

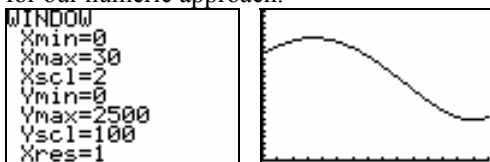
find the value for  $x$  when the object hits the ground. We want the value to be positive, so we use the quadratic formula, keeping only the positive solution.

$$x = \frac{-1 - \sqrt{1^2 - 4(-0.08)(42)}}{2(-0.08)} = 30$$

We are interested in the global extrema for the distance of the object from the observer. We obtain the same extrema by considering the squared distance

$$D(x) = (x-3)^2 + (42+x-0.08x^2)^2$$

A graph of  $D$  will help us identify a starting point for our numeric approach.



From the graph, it appears that  $D$  (and thus the distance from the observer) is maximized at about  $x = 7$  feet and minimized just before the object hits the ground at about  $x = 28$  feet.

The first derivative is given by

$$D'(x) = \frac{16}{625}x^3 - \frac{12}{25}x^2 - \frac{236}{25}x + 78.$$

- a. We will use Newton's method to find the stationary point that yields the minimum distance, starting with  $x_1 = 28$ .

$n$	$x_n$
1	28
2	28.0280
3	28.0279
4	28.0279

$$x \approx 28.0279; \quad y \approx 7.1828$$

The object is closest to the observer when it is at the point  $(28.0279, 7.1828)$ .

- b. We will use Newton's method to find the stationary point that yields the maximum distance, starting with  $x_1 = 7$ .

$n$	$x_n$
1	7
2	6.7726
3	6.7728
4	6.7728

$$x \approx 6.7728; \quad y \approx 45.1031$$

The object is closest to the observer when it is at the point  $(6.7728, 45.1031)$ .

## 3.8 Concepts Review

- $rx^{r-1}; \frac{x^{r+1}}{r+1} + C, r \neq -1$
- $r[f(x)]^{r-1} f'(x); [f(x)]^r f'(x)$
- $u = x^4 + 3x^2 + 1, du = (4x^3 + 6x)dx$   
 $\int (x^4 + 3x^2 + 1)^8 (4x^3 + 6x)dx = \int u^8 du$   
 $= \frac{u^9}{9} + C = \frac{(x^4 + 3x^2 + 1)^9}{9} + C$
- $c_1 \int f(x)dx + c_2 \int g(x)dx$

## Problem Set 3.8

- $\int 5dx = 5x + C$
- $\int (x-4)dx = \int xdx - 4 \int 1dx$   
 $= \frac{x^2}{2} - 4x + C$
- $\int (x^2 + \pi)dx = \int x^2 dx + \pi \int 1dx = \frac{x^3}{3} + \pi x + C$
- $\int (3x^2 + \sqrt{3})dx = 3 \int x^2 dx + \sqrt{3} \int 1dx$   
 $= 3 \frac{x^3}{3} + \sqrt{3}x + C = x^3 + \sqrt{3}x + C$
- $\int x^{5/4} dx = \frac{x^{9/4}}{9/4} + C = \frac{4}{9}x^{9/4} + C$
- $\int 3x^{2/3} dx = 3 \int x^{2/3} dx = 3 \left( \frac{x^{5/3}}{5/3} + C_1 \right)$   
 $= \frac{9}{5}x^{5/3} + C$
- $\int \frac{1}{\sqrt[3]{x^2}} dx = \int x^{-2/3} dx = 3x^{1/3} + C = 3\sqrt[3]{x} + C$
- $\int 7x^{-3/4} dx = 7 \int x^{-3/4} dx = 7(4x^{1/4} + C_1)$   
 $= 28x^{1/4} + C$
- $\int (x^2 - x)dx = \int x^2 dx - \int x dx = \frac{x^3}{3} - \frac{x^2}{2} + C$



$$\begin{aligned}
 10. \int (3x^2 - \pi x) dx &= 3 \int x^2 dx - \pi \int x dx \\
 &= 3 \left( \frac{x^3}{3} + C_1 \right) - \pi \left( \frac{x^2}{2} + C_2 \right) \\
 &= x^3 - \frac{\pi x^2}{2} + C
 \end{aligned}$$

$$\begin{aligned}
 11. \int (4x^5 - x^3) dx &= 4 \int x^5 dx - \int x^3 dx \\
 &= 4 \left( \frac{x^6}{6} + C_1 \right) - \left( \frac{x^4}{4} + C_2 \right) \\
 &= \frac{2x^6}{3} - \frac{x^4}{4} + C
 \end{aligned}$$

$$\begin{aligned}
 12. \int (x^{100} + x^{99}) dx &= \int x^{100} dx + \int x^{99} dx \\
 &= \frac{x^{101}}{101} + \frac{x^{100}}{100} + C
 \end{aligned}$$

$$\begin{aligned}
 13. \int (27x^7 + 3x^5 - 45x^3 + \sqrt{2}x) dx \\
 &= 27 \int x^7 dx + 3 \int x^5 dx - 45 \int x^3 dx + \sqrt{2} \int x dx \\
 &= \frac{27x^8}{8} + \frac{x^6}{2} - \frac{45x^4}{4} + \frac{\sqrt{2}x^2}{2} + C
 \end{aligned}$$

$$\begin{aligned}
 14. \int [x^2(x^3 + 5x^2 - 3x + \sqrt{3})] dx \\
 &= \int (x^5 + 5x^4 - 3x^3 + \sqrt{3}x^2) dx \\
 &= \int x^5 dx + 5 \int x^4 dx - 3 \int x^3 dx + \sqrt{3} \int x^2 dx \\
 &= \frac{x^6}{6} + x^5 - \frac{3x^4}{4} + \frac{\sqrt{3}x^3}{3} + C
 \end{aligned}$$

$$\begin{aligned}
 15. \int \left( \frac{3}{x^2} - \frac{2}{x^3} \right) dx &= \int (3x^{-2} - 2x^{-3}) dx \\
 &= 3 \int x^{-2} dx - 2 \int x^{-3} dx \\
 &= \frac{3x^{-1}}{-1} - \frac{2x^{-2}}{-2} + C \\
 &= -\frac{3}{x} + \frac{1}{x^2} + C
 \end{aligned}$$

$$\begin{aligned}
 16. \int \left( \frac{\sqrt{2}x}{x} + \frac{3}{x^5} \right) dx &= \int (\sqrt{2}x^{-1/2} + 3x^{-5}) dx \\
 &= \frac{\sqrt{2}x^{1/2}}{\frac{1}{2}} + \frac{3x^{-4}}{-4} + C \\
 &= 2\sqrt{2}x - \frac{3}{4x^4} + C
 \end{aligned}$$

$$\begin{aligned}
 17. \int \frac{4x^6 + 3x^4}{x^3} dx &= \int (4x^3 + 3x) dx \\
 &= 4 \int x^3 dx + 3 \int x dx \\
 &= x^4 + \frac{3x^2}{2} + C
 \end{aligned}$$

$$\begin{aligned}
 18. \int \frac{x^6 - x}{x^3} dx &= \int (x^3 - x^{-2}) dx \\
 &= \int x^3 dx - \int x^{-2} dx = \frac{x^4}{4} - \frac{x^{-1}}{-1} + C \\
 &= \frac{x^4}{4} + \frac{1}{x} + C
 \end{aligned}$$

$$19. \int (x^2 + x) dx = \int x^2 dx + \int x dx = \frac{x^3}{3} + \frac{x^2}{2} + C$$

$$\begin{aligned}
 20. \int (x^3 + \sqrt{x}) dx &= \int x^3 dx + \int x^{1/2} dx \\
 &= \frac{x^4}{4} + \frac{x^{3/2}}{\frac{3}{2}} + C = \frac{x^4}{4} + \frac{2\sqrt{x^3}}{3} + C
 \end{aligned}$$

$$\begin{aligned}
 21. \text{ Let } u = x + 1; \text{ then } du &= dx. \\
 \int (x+1)^2 dx &= \int u^2 du = \frac{u^3}{3} + C = \frac{(x+1)^3}{3} + C
 \end{aligned}$$

$$\begin{aligned}
 22. \int (z + \sqrt{2}z)^2 dz &= \int [(1 + \sqrt{2})z]^2 dz \\
 &= (1 + \sqrt{2})^2 \int z^2 dz = \frac{(1 + \sqrt{2})^2 z^3}{3} + C
 \end{aligned}$$

$$\begin{aligned}
 23. \int \frac{(z^2 + 1)^2}{\sqrt{z}} dz &= \int \frac{z^4 + 2z^2 + 1}{\sqrt{z}} dz \\
 &= \int z^{7/2} dz + 2 \int z^{3/2} dz + \int z^{-1/2} dz \\
 &= \frac{2}{9} z^{9/2} + \frac{4}{5} z^{5/2} + 2z^{1/2} + C
 \end{aligned}$$

$$\begin{aligned}
 24. \int \frac{s(s+1)^2}{\sqrt{s}} ds &= \int \frac{s^3 + 2s^2 + s}{\sqrt{s}} ds \\
 &= \int s^{5/2} ds + 2 \int s^{3/2} ds + \int s^{1/2} ds \\
 &= \frac{2s^{7/2}}{7} + \frac{4s^{5/2}}{5} + \frac{2s^{3/2}}{3} + C
 \end{aligned}$$

$$\begin{aligned}
 25. \int (\sin \theta - \cos \theta) d\theta &= \int \sin \theta d\theta - \int \cos \theta d\theta \\
 &= -\cos \theta - \sin \theta + C
 \end{aligned}$$

$$\begin{aligned} 26. \int (t^2 - 2 \cos t) dt &= \int t^2 dt - 2 \int \cos t dt \\ &= \frac{t^3}{3} - 2 \sin t + C \end{aligned}$$

$$\begin{aligned} 27. \text{ Let } g(x) &= \sqrt{2}x + 1; \text{ then } g'(x) = \sqrt{2}. \\ \int (\sqrt{2}x + 1)^3 \sqrt{2} dx &= \int [g(x)]^3 g'(x) dx \\ &= \frac{[g(x)]^4}{4} + C = \frac{(\sqrt{2}x + 1)^4}{4} + C \end{aligned}$$

$$\begin{aligned} 28. \text{ Let } g(x) &= \pi x^3 + 1; \text{ then } g'(x) = 3\pi x^2. \\ \int (\pi x^3 + 1)^4 3\pi x^2 dx &= \int [g(x)]^4 g'(x) dx \\ &= \frac{[g(x)]^5}{5} + C = \frac{(\pi x^3 + 1)^5}{5} + C \end{aligned}$$

$$\begin{aligned} 29. \text{ Let } u &= 5x^3 + 3x - 8; \text{ then } du = (15x^2 + 3) dx. \\ \int (5x^2 + 1)(5x^3 + 3x - 8)^6 dx &= \int \frac{1}{3} (15x^2 + 3)(5x^3 + 3x - 8)^6 dx \\ &= \frac{1}{3} \int u^6 du = \frac{1}{3} \left( \frac{u^7}{7} + C_1 \right) \\ &= \frac{(5x^3 + 3x - 8)^7}{21} + C \end{aligned}$$

$$\begin{aligned} 30. \text{ Let } u &= 5x^3 + 3x - 2; \text{ then } du = (15x^2 + 3) dx. \\ \int (5x^2 + 1) \sqrt{5x^3 + 3x - 2} dx &= \int \frac{1}{3} (15x^2 + 3) \sqrt{5x^3 + 3x - 2} dx \\ &= \frac{1}{3} \int u^{1/2} du = \frac{1}{3} \left( \frac{2}{3} u^{3/2} + C_1 \right) \\ &= \frac{2}{9} (5x^3 + 3x - 2)^{3/2} + C \\ &= \frac{2}{9} \sqrt{(5x^3 + 3x - 2)^3} + C \end{aligned}$$

$$\begin{aligned} 31. \text{ Let } u &= 2t^2 - 11; \text{ then } du = 4t dt. \\ \int 3t \sqrt[3]{2t^2 - 11} dt &= \int \frac{3}{4} (4t)(2t^2 - 11)^{1/3} dt \\ &= \frac{3}{4} \int u^{1/3} du = \frac{3}{4} \left( \frac{3}{4} u^{4/3} + C_1 \right) \\ &= \frac{9}{16} (2t^2 - 11)^{4/3} + C \\ &= \frac{9}{16} \sqrt[3]{(2t^2 - 11)^4} + C \end{aligned}$$

$$\begin{aligned} 32. \text{ Let } u &= 2y^2 + 5; \text{ then } du = 4y dy \\ \int \frac{3y}{\sqrt{2y^2 + 5}} dy &= \int \frac{3}{4} (4y)(2y^2 + 5)^{-1/2} dy \\ &= \frac{3}{4} \int u^{-1/2} du = \frac{3}{4} (2u^{1/2} + C_1) \\ &= \frac{3}{2} \sqrt{2y^2 + 5} + C \end{aligned}$$

$$\begin{aligned} 33. \text{ Let } u &= x^3 + 4; \text{ then } du = 3x^2 dx. \\ \int x^2 \sqrt{x^3 + 4} dx &= \int \frac{1}{3} 3x^2 \sqrt{x^3 + 4} dx \\ &= \frac{1}{3} \int \sqrt{u} du = \frac{1}{3} \int u^{1/2} du \\ &= \frac{1}{3} \left( \frac{2}{3} u^{3/2} + C_1 \right) \\ &= \frac{2}{9} (x^3 + 4)^{3/2} + C \end{aligned}$$

$$\begin{aligned} 34. \text{ Let } u &= x^4 + 2x^2; \text{ then } du = (4x^3 + 4x) dx = 4(x^3 + x) dx. \\ \int (x^3 + x) \sqrt{x^4 + 2x^2} dx &= \int \frac{1}{4} \cdot 4(x^3 + x) \sqrt{x^4 + 2x^2} dx \\ &= \frac{1}{4} \int \sqrt{u} du = \frac{1}{4} \int u^{1/2} du \\ &= \frac{1}{4} \left( \frac{2}{3} u^{3/2} + C_1 \right) \\ &= \frac{1}{6} (x^4 + 2x^2)^{3/2} + C \end{aligned}$$

$$\begin{aligned} 35. \text{ Let } u &= 1 + \cos x; \text{ then } du = -\sin x dx. \\ \int \sin x (1 + \cos x)^4 dx &= -\int -\sin x (1 + \cos x)^4 dx \\ &= -\int u^4 du = -\left( \frac{1}{5} u^5 + C_1 \right) \\ &= -\frac{1}{5} (1 + \cos x)^5 + C \end{aligned}$$

$$\begin{aligned} 36. \text{ Let } u &= 1 + \sin^2 x; \text{ then } du = 2 \sin x \cos x dx. \\ \int \sin x \cos x \sqrt{1 + \sin^2 x} dx &= \int \frac{1}{2} \cdot 2 \sin x \cos x \sqrt{1 + \sin^2 x} dx \\ &= \frac{1}{2} \int \sqrt{u} du = \frac{1}{2} \int u^{1/2} du \\ &= \frac{1}{2} \left( \frac{2}{3} u^{3/2} + C_1 \right) \\ &= \frac{1}{3} (1 + \sin^2 x)^{3/2} + C \end{aligned}$$

$$37. f'(x) = \int (3x+1)dx = \frac{3}{2}x^2 + x + C_1$$

$$f(x) = \int \left( \frac{3}{2}x^2 + x + C_1 \right) dx$$

$$= \frac{1}{2}x^3 + \frac{1}{2}x^2 + C_1x + C_2$$

$$38. f'(x) = \int (-2x+3)dx = -x^2 + 3x + C_1$$

$$f(x) = \int (-x^2 + 3x + C_1)dx$$

$$= -\frac{1}{3}x^3 + \frac{3}{2}x^2 + C_1x + C_2$$

$$39. f'(x) = \int x^{1/2}dx = \frac{2}{3}x^{3/2} + C_1$$

$$f(x) = \int \left( \frac{2}{3}x^{3/2} + C_1 \right) dx$$

$$= \frac{4}{15}x^{5/2} + C_1x + C_2$$

$$40. f'(x) = \int x^{4/3}dx = \frac{3}{7}x^{7/3} + C_1$$

$$f(x) = \int \left( \frac{3}{7}x^{7/3} + C_1 \right) dx = \frac{9}{70}x^{10/3} + C_1x + C_2$$

$$41. f''(x) = x + x^{-3}$$

$$f'(x) = \int (x + x^{-3})dx = \frac{x^2}{2} - \frac{x^{-2}}{2} + C_1$$

$$f(x) = \int \left( \frac{1}{2}x^2 - \frac{1}{2}x^{-2} + C_1 \right) dx$$

$$= \frac{1}{6}x^3 + \frac{1}{2}x^{-1} + C_1x + C_2$$

$$= \frac{1}{6}x^3 + \frac{1}{2x} + C_1x + C_2$$

$$42. f'(x) = 2 \int (x+1)^{1/3}dx = \frac{3}{2}(x+1)^{4/3} + C_1$$

$$f(x) = \int \left[ \frac{3}{2}(x+1)^{4/3} + C_1 \right] dx$$

$$= \frac{9}{14}(x+1)^{7/3} + C_1x + C_2$$

43. The Product Rule for derivatives says

$$\frac{d}{dx}[f(x)g(x) + C] = f(x)g'(x) + f'(x)g(x).$$

Thus,

$$\int [f(x)g'(x) + f'(x)g(x)]dx = f(x)g(x) + C.$$

44. The Quotient Rule for derivatives says

$$\frac{d}{dx} \left[ \frac{f(x)}{g(x)} + C \right] = \frac{g(x)f'(x) - f(x)g'(x)}{g^2(x)}.$$

$$\text{Thus, } \int \frac{g(x)f'(x) - f(x)g'(x)}{g^2(x)} dx = \frac{f(x)}{g(x)} + C.$$

45. Let  $f(x) = x^2$ ,  $g(x) = \sqrt{x-1}$ .

$$f'(x) = 2x, g'(x) = \frac{1}{2\sqrt{x-1}}$$

$$\int \left[ \frac{x^2}{2\sqrt{x-1}} + 2x\sqrt{x-1} \right] dx$$

$$= \int [f(x)g'(x) + f'(x)g(x)]dx = f(x)g(x) + C$$

$$= x^2\sqrt{x-1} + C$$

46. Let  $f(x) = x^3$ ,  $g(x) = (2x+5)^{-1/2}$ .

$$f'(x) = 3x^2, g'(x) = -(2x+5)^{-3/2}$$

$$= -\frac{1}{(2x+5)^{3/2}}$$

$$\int \left[ \frac{-x^3}{(2x+5)^{3/2}} + \frac{3x^2}{\sqrt{2x+5}} \right] dx$$

$$= \int [f(x)g'(x) + g(x)f'(x)]dx$$

$$= f(x)g(x) + C = x^3(2x+5)^{-1/2} + C$$

$$= \frac{x^3}{\sqrt{2x+5}} + C$$

$$47. \int f''(x)dx = \int \frac{d}{dx} f'(x)dx = f'(x) + C$$

$$f'(x) = \sqrt{x^3+1} + \frac{3x^3}{2\sqrt{x^3+1}} = \frac{5x^3+2}{2\sqrt{x^3+1}} \text{ so}$$

$$\int f''(x)dx = \frac{5x^3+2}{2\sqrt{x^3+1}} + C.$$

$$48. \frac{d}{dx} \left( \frac{f(x)}{\sqrt{g(x)}} + C \right)$$

$$= \frac{\sqrt{g(x)}f'(x) - f(x)\frac{1}{2}[g(x)]^{-1/2}g'(x)}{g(x)}$$

$$= \frac{2g(x)f'(x) - f(x)g'(x)}{2[g(x)]^{3/2}}$$

Thus,

$$\int \frac{2g(x)f'(x) - f(x)g'(x)}{2[g(x)]^{3/2}} = \frac{f(x)}{\sqrt{g(x)}} + C$$

49. The Product Rule for derivatives says that

$$\begin{aligned} & \frac{d}{dx}[f^m(x)g^n(x) + C] \\ &= f^m(x)[g^n(x)]' + [f^m(x)]'g^n(x) \\ &= f^m(x)[ng^{n-1}(x)g'(x)] + [mf^{m-1}(x)f'(x)]g^n(x) \\ &= f^{m-1}(x)g^{n-1}(x)[nf(x)g'(x) + mg(x)f'(x)]. \end{aligned}$$

Thus,

$$\begin{aligned} & \int f^{m-1}(x)g^{n-1}(x)[nf(x)g'(x) + mg(x)f'(x)]dx \\ &= f^m(x)g^n(x) + C. \end{aligned}$$

50. Let  $u = \sin[(x^2 + 1)^4]$ ;

$$\text{then } du = \cos[(x^2 + 1)^4] 4(x^2 + 1)^3 (2x) dx.$$

$$du = 8x \cos[(x^2 + 1)^4] (x^2 + 1)^3 dx$$

$$\int \sin^3[(x^2 + 1)^4] \cos[(x^2 + 1)^4] (x^2 + 1)^3 x dx$$

$$= \int u^3 \cdot \frac{1}{8} du = \frac{1}{8} \int u^3 du = \frac{1}{8} \left( \frac{u^4}{4} + C_1 \right)$$

$$= \frac{\sin^4[(x^2 + 1)^4]}{32} + C$$

51. If  $x \geq 0$ , then  $|x| = x$  and  $\int |x| dx = \frac{1}{2}x^2 + C$ .

$$\text{If } x < 0, \text{ then } |x| = -x \text{ and } \int |x| dx = -\frac{1}{2}x^2 + C.$$

$$\int |x| dx = \begin{cases} \frac{1}{2}x^2 + C & \text{if } x \geq 0 \\ -\frac{1}{2}x^2 + C & \text{if } x < 0 \end{cases}$$

52. Using  $\sin^2 \frac{u}{2} = \frac{1 - \cos u}{2}$ ,

$$\int \sin^2 x dx = \int \frac{1 - \cos 2x}{2} dx = \frac{1}{2}x - \frac{1}{4}\sin 2x + C.$$

53. Different software may produce different, but equivalent answers. These answers were produced by Mathematica.

a.  $\int 6 \sin(3(x-2)) dx = -2 \cos(3(x-2)) + C$

b.  $\int \sin^3\left(\frac{x}{6}\right) dx = \frac{1}{2} \cos\left(\frac{x}{2}\right) - \frac{9}{2} \cos\left(\frac{x}{6}\right) + C$

c.  $\int (x^2 \cos 2x + x \sin 2x) dx = \frac{x^2 \sin 2x}{2} + C$

54. a.  $F_1(x) = \int (x \sin x) dx = \sin x - x \cos x + C_1$

$$F_2(x) = \int (\sin x - x \cos x + C_1) dx$$

$$= -2 \cos x - x \sin x + C_1 x + C_2$$

$$F_3(x) = \int (-2 \cos x - x \sin x + C_1 x + C_2) dx$$

$$= x \cos x - 3 \sin x + \frac{1}{2} C_1 x^2 + C_2 x + C_3$$

$$F_4(x) = \int (x \cos x - 3 \sin x + \frac{1}{2} C_1 x^2 + C_2 x + C_3) dx$$

$$= x \sin x + 4 \cos x + \frac{1}{6} C_1 x^3 + \frac{1}{2} C_2 x^2 + C_3 x + C_4$$

b.  $F_{16}(x) = x \sin x + 16 \cos x + \sum_{n=1}^{16} \frac{C_n x^{16-n}}{(16-n)!}$

### 3.9 Concepts Review

1. differential equation
2. function
3. separate variables
4.  $-32t + v_0$ ;  $-16t^2 + v_0 t + s_0$

### Problem Set 3.9

1.  $\frac{dy}{dx} = \frac{-2x}{2\sqrt{1-x^2}} = \frac{-x}{\sqrt{1-x^2}}$

$$\frac{dy}{dx} + \frac{x}{y} = \frac{-x}{\sqrt{1-x^2}} + \frac{x}{\sqrt{1-x^2}} = 0$$

2.  $\frac{dy}{dx} = C$

$$-x \frac{dy}{dx} + y = -Cx + Cx = 0$$

3.  $\frac{dy}{dx} = C_1 \cos x - C_2 \sin x$ ;

$$\frac{d^2 y}{dx^2} = -C_1 \sin x - C_2 \cos x$$

$$\frac{d^2 y}{dx^2} + y$$

$$= (-C_1 \sin x - C_2 \cos x) + (C_1 \sin x + C_2 \cos x) = 0$$

4. For  $y = \sin(x + C)$ ,  $\frac{dy}{dx} = \cos(x + C)$

$$\left(\frac{dy}{dx}\right)^2 + y^2 = \cos^2(x + C) + \sin^2(x + C) = 1$$

For  $y = \pm 1$ ,  $\frac{dy}{dx} = 0$ .

$$\left(\frac{dy}{dx}\right)^2 + y^2 = 0^2 + (\pm 1)^2 = 1$$

5.  $\frac{dy}{dx} = x^2 + 1$

$$dy = (x^2 + 1) dx$$

$$\int dy = \int (x^2 + 1) dx$$

$$y + C_1 = \frac{x^3}{3} + x + C_2$$

$$y = \frac{x^3}{3} + x + C$$

At  $x = 1$ ,  $y = 1$ :

$$1 = \frac{1}{3} + 1 + C; C = -\frac{1}{3}$$

$$y = \frac{x^3}{3} + x - \frac{1}{3}$$

6.  $\frac{dy}{dx} = x^{-3} + 2$

$$dy = (x^{-3} + 2) dx$$

$$\int dy = \int (x^{-3} + 2) dx$$

$$y + C_1 = -\frac{x^{-2}}{2} + 2x + C_2$$

$$y = -\frac{1}{2x^2} + 2x + C$$

At  $x = 1$ ,  $y = 3$ :

$$3 = -\frac{1}{2} + 2 + C; C = \frac{3}{2}$$

$$y = -\frac{1}{2x^2} + 2x + \frac{3}{2}$$

7.  $\frac{dy}{dx} = \frac{x}{y}$

$$\int y dy = \int x dx$$

$$\frac{y^2}{2} + C_1 = \frac{x^2}{2} + C_2$$

$$y^2 = x^2 + C$$

$$y = \pm\sqrt{x^2 + C}$$

At  $x = 1$ ,  $y = 1$ :

$$1 = \pm\sqrt{1 + C}; C = 0 \text{ and the square root is positive.}$$

$$y = \sqrt{x^2} \text{ or } y = x$$

8.  $\frac{dy}{dx} = \sqrt{\frac{x}{y}}$

$$\int \sqrt{y} dy = \int \sqrt{x} dx$$

$$\frac{2}{3} y^{3/2} + C_1 = \frac{2}{3} x^{3/2} + C_2$$

$$y^{3/2} = x^{3/2} + C$$

$$y = (x^{3/2} + C)^{2/3}$$

At  $x = 1$ ,  $y = 4$ :

$$4 = (1 + C)^{2/3}; C = 7$$

$$y = (x^{3/2} + 7)^{2/3}$$

9.  $\frac{dz}{dt} = t^2 z^2$

$$\int z^{-2} dz = \int t^2 dt$$

$$-z^{-1} + C_1 = \frac{t^3}{3} + C_2$$

$$\frac{1}{z} = -\frac{t^3}{3} + C_3 = \frac{C - t^3}{3}$$

$$z = \frac{3}{C - t^3}$$

At  $t = 1$ ,  $z = \frac{1}{3}$ :

$$\frac{1}{3} = \frac{3}{C - 1}; C - 1 = 9; C = 10$$

$$z = \frac{3}{10 - t^3}$$

$$10. \frac{dy}{dt} = y^4$$

$$\int y^{-4} dy = \int dt$$

$$-\frac{1}{3y^3} + C_1 = t + C_2$$

$$y = -\frac{1}{\sqrt[3]{3t+C}}$$

$$\text{At } t = 0, y = 1:$$

$$C = -1$$

$$y = -\frac{1}{\sqrt[3]{3t-1}}$$

$$11. \frac{ds}{dt} = 16t^2 + 4t - 1$$

$$\int ds = \int (16t^2 + 4t - 1) dt$$

$$s + C_1 = \frac{16}{3}t^3 + 2t^2 - t + C_2$$

$$s = \frac{16}{3}t^3 + 2t^2 - t + C$$

$$\text{At } t = 0, s = 100: C = 100$$

$$s = \frac{16}{3}t^3 + 2t^2 - t + 100$$

$$12. \frac{du}{dt} = u^3(t^3 - t)$$

$$\int u^{-3} du = \int (t^3 - t) dt$$

$$-\frac{1}{2u^2} + C_1 = \frac{t^4}{4} - \frac{t^2}{2} + C_2$$

$$u^{-2} = t^2 - \frac{t^4}{2} + C$$

$$u = \left( t^2 - \frac{t^4}{2} + C \right)^{-1/2}$$

$$\text{At } t = 0, u = 4:$$

$$4 = C^{-1/2}; C = \frac{1}{16}$$

$$u = \left( t^2 - \frac{t^4}{2} + \frac{1}{16} \right)^{-1/2}$$

$$13. \frac{dy}{dx} = (2x+1)^4$$

$$y = \int (2x+1)^4 dx = \frac{1}{2} \int (2x+1)^4 2 dx$$

$$= \frac{1}{2} \frac{(2x+1)^5}{5} + C = \frac{(2x+1)^5}{10} + C$$

$$\text{At } x = 0, y = 6:$$

$$6 = \frac{1}{10} + C; C = \frac{59}{10}$$

$$y = \frac{(2x+1)^5}{10} + \frac{59}{10} = \frac{(2x+1)^5 + 59}{10}$$

$$14. \frac{dy}{dx} = -y^2 x(x^2 + 2)^4$$

$$-\int y^{-2} dy = \frac{1}{2} \int 2x(x^2 + 2)^4 dx$$

$$\frac{1}{y} + C_1 = \frac{1}{2} \frac{(x^2 + 2)^5}{5} + C_2$$

$$\frac{1}{y} = \frac{(x^2 + 2)^5 + C}{10}$$

$$y = \frac{10}{(x^2 + 2)^5 + C}$$

$$\text{At } x = 0, y = 1:$$

$$1 = \frac{10}{32 + C}; C = 10 - 32 = -22$$

$$y = \frac{10}{(x^2 + 2)^5 - 22}$$

$$15. \frac{dy}{dx} = 3x$$

$$y = \int 3x dx = \frac{3}{2}x^2 + C$$

$$\text{At } (1, 2):$$

$$2 = \frac{3}{2} + C$$

$$C = \frac{1}{2}$$

$$y = \frac{3}{2}x^2 + \frac{1}{2} = \frac{3x^2 + 1}{2}$$

$$\begin{aligned}
 16. \quad \frac{dy}{dx} &= 3y^2 \\
 \int y^{-2} dy &= 3 \int dx \\
 -\frac{1}{y} + C_1 &= 3x + C_2 \\
 \frac{1}{y} &= -3x + C \\
 y &= \frac{1}{C - 3x} \\
 \text{At } (1, 2): \\
 2 &= \frac{1}{C - 3} \\
 C &= \frac{7}{2} \\
 y &= \frac{1}{\frac{7}{2} - 3x} = \frac{2}{7 - 6x}
 \end{aligned}$$

$$\begin{aligned}
 17. \quad v &= \int t \, dt = \frac{t^2}{2} + v_0 \\
 v &= \frac{t^2}{2} + 3 \\
 s &= \int \left( \frac{t^2}{2} + 3 \right) dt = \frac{t^3}{6} + 3t + s_0 \\
 s &= \frac{t^3}{6} + 3t + 0 = \frac{t^3}{6} + 3t \\
 \text{At } t = 2: \\
 v &= 5 \text{ cm/s} \\
 s &= \frac{22}{3} \text{ cm}
 \end{aligned}$$

$$\begin{aligned}
 18. \quad v &= \int (1+t)^{-4} dt = -\frac{1}{3(1+t)^3} + C \\
 v_0 = 0 : 0 &= -\frac{1}{3(1+0)^3} + C; C = \frac{1}{3} \\
 v &= -\frac{1}{3(1+t)^3} + \frac{1}{3} \\
 s &= \int \left( -\frac{1}{3(1+t)^3} + \frac{1}{3} \right) dt = \frac{1}{6(1+t)^2} + \frac{1}{3}t + C \\
 s_0 = 10 : 10 &= \frac{1}{6(1+0)^2} + \frac{1}{3}(0) + C; C = \frac{59}{6} \\
 s &= \frac{1}{6(1+t)^2} + \frac{1}{3}t + \frac{59}{6} \\
 \text{At } t = 2: \\
 v &= -\frac{1}{81} + \frac{1}{3} = \frac{26}{81} \text{ cm/s} \\
 s &= \frac{1}{54} + \frac{2}{3} + \frac{59}{6} = \frac{284}{27} \text{ cm}
 \end{aligned}$$

$$\begin{aligned}
 19. \quad v &= \int (2t+1)^{1/3} dt = \frac{1}{2} \int (2t+1)^{1/3} 2dt \\
 &= \frac{3}{8} (2t+1)^{4/3} + C_1 \\
 v_0 = 0 : 0 &= \frac{3}{8} + C_1; C_1 = -\frac{3}{8} \\
 v &= \frac{3}{8} (2t+1)^{4/3} - \frac{3}{8} \\
 s &= \frac{3}{8} \int (2t+1)^{4/3} dt - \frac{3}{8} \int 1 dt \\
 &= \frac{3}{16} \int (2t+1)^{4/3} 2dt - \frac{3}{8} \int 1 dt \\
 &= \frac{9}{112} (2t+1)^{7/3} - \frac{3}{8}t + C_2 \\
 s_0 = 10 : 10 &= \frac{9}{112} + C_2; C_2 = \frac{1111}{112} \\
 s &= \frac{9}{112} (2t+1)^{7/3} - \frac{3}{8}t + \frac{1111}{112} \\
 \text{At } t = 2: \quad v &= \frac{3}{8} (5)^{4/3} - \frac{3}{8} \approx 2.83 \\
 s &= \frac{9}{112} (5)^{7/3} - \frac{6}{8} + \frac{1111}{112} \approx 12.6
 \end{aligned}$$

$$\begin{aligned}
 20. \quad v &= \int (3t+1)^{-3} dt = \frac{1}{3} \int (3t+1)^{-3} 3dt \\
 &= -\frac{1}{6} (3t+1)^{-2} + C_1 \\
 v_0 = 4 : 4 &= -\frac{1}{6} + C_1; C_1 = \frac{25}{6} \\
 v &= -\frac{1}{6} (3t+1)^{-2} + \frac{25}{6} \\
 s &= -\frac{1}{6} \int (3t+1)^{-2} dt + \int \frac{25}{6} dt \\
 &= -\frac{1}{18} \int (3t+1)^{-2} 3dt + \frac{25}{6} \int dt \\
 &= \frac{1}{18} (3t+1)^{-1} + \frac{25}{6}t + C_2 \\
 s_0 = 0 : 0 &= \frac{1}{18} + C_2; C_2 = -\frac{1}{18} \\
 s &= \frac{1}{18} (3t+1)^{-1} + \frac{25}{6}t - \frac{1}{18} \\
 \text{At } t = 2: \quad v &= -\frac{1}{6} (7)^{-2} + \frac{25}{6} \approx 4.16 \\
 s &= \frac{1}{18} (7)^{-1} + \frac{25}{3} - \frac{1}{18} \approx 8.29
 \end{aligned}$$

21.  $v = -32t + 96$ ,  
 $s = -16t^2 + 96t + s_0 = -16t^2 + 96t$   
 $v = 0$  at  $t = 3$   
At  $t = 3$ ,  $s = -16(3^2) + 96(3) = 144$  ft

22.  $a = \frac{dv}{dt} = k$   
 $v = \int k dt = kt + v_0 = \frac{ds}{dt}$ ;  
 $s = \int (kt + v_0) dt = \frac{k}{2}t^2 + v_0t + s_0 = \frac{k}{2}t^2 + v_0t$   
 $v = 0$  when  $t = -\frac{v_0}{k}$ . Then  
 $s = \frac{k}{2} \left( -\frac{v_0}{k} \right)^2 + \left( -\frac{v_0^2}{k} \right) = -\frac{v_0^2}{2k}$ .

23.  $\frac{dv}{dt} = -5.28$   
 $\int dv = -\int 5.28 dt$   
 $v = \frac{ds}{dt} = -5.28t + v_0 = -5.28t + 56$   
 $\int ds = \int (-5.28t + 56) dt$   
 $s = -2.64t^2 + 56t + s_0 = -2.64t^2 + 56t + 1000$   
When  $t = 4.5$ ,  $v = 32.24$  ft/s and  $s = 1198.54$  ft

24.  $v = 0$  when  $t = \frac{-56}{-5.28} \approx 10.6061$ . Then  
 $s \approx -2.64(10.6061)^2 + 56(10.6061) + 1000$   
 $\approx 1296.97$  ft

25.  $\frac{dV}{dt} = -kS$   
Since  $V = \frac{4}{3}\pi r^3$  and  $S = 4\pi r^2$ ,  
 $4\pi r^2 \frac{dr}{dt} = -k4\pi r^2$  so  $\frac{dr}{dt} = -k$ .  
 $\int dr = -\int k dt$   
 $r = -kt + C$   
 $2 = -k(0) + C$  and  $0.5 = -k(10) + C$ , so  
 $C = 2$  and  $k = \frac{3}{20}$ . Then,  $r = -\frac{3}{20}t + 2$ .

26. Solving  $v = -136 = -32t$  yields  $t = \frac{17}{4}$ .  
Then  $s = 0 = -16\left(\frac{17}{4}\right)^2 + (0)\left(\frac{17}{4}\right) + s_0$ , so  
 $s_0 = 289$  ft.

27.  $v_{\text{esc}} = \sqrt{2gR}$   
For the Moon,  $v_{\text{esc}} \approx \sqrt{2(0.165)(32)(1080 \cdot 5280)}$   
 $\approx 7760$  ft/s  $\approx 1.470$  mi/s.  
For Venus,  $v_{\text{esc}} \approx \sqrt{2(0.85)(32)(3800 \cdot 5280)}$   
 $\approx 33,038$  ft/s  $\approx 6.257$  mi/s.  
For Jupiter,  $v_{\text{esc}} \approx 194,369$  ft/s  $\approx 36.812$  mi/s.  
For the Sun,  $v_{\text{esc}} \approx 2,021,752$  ft/s  
 $\approx 382.908$  mi/s.

28.  $v_0 = 60$  mi/h  $= 88$  ft/s  
 $v = 0 = -11t + 88$ ;  $t = 8$  sec  
 $s(t) = -\frac{11}{2}t^2 + 88t$   
 $s(8) = -\frac{11}{2}(8)^2 + 88(8) = 352$  feet  
The shortest distance in which the car can be braked to a halt is 352 feet.

29.  $a = \frac{dv}{dt} = \frac{\Delta v}{\Delta t} = \frac{60 - 45}{10} = 1.5$  mi/h/s  $= 2.2$  ft/s<sup>2</sup>

30.  $75 = \frac{8}{2}(3.75)^2 + v_0(3.75) + 0$ ;  $v_0 = 5$  ft/s

31. For the first 10 s,  $a = \frac{dv}{dt} = 6t$ ,  $v = 3t^2$ , and  
 $s = t^3$ . So  $v(10) = 300$  and  $s(10) = 1000$ . After  
10 s,  $a = \frac{dv}{dt} = -10$ ,  $v = -10(t - 10) + 300$ , and  
 $s = -5(t - 10)^2 + 300(t - 10) + 1000$ .  $v = 0$  at  
 $t = 40$ , at which time  $s = 5500$  m.

32. a. After accelerating for 8 seconds, the velocity is  $8 \cdot 3 = 24$  m/s.

b. Since acceleration and deceleration are constant, the average velocity during those times is  
 $\frac{24}{2} = 12$  m/s. Solve  $0 = -4t + 24$  to get the  
time spent decelerating.  $t = \frac{24}{4} = 6$  s;  
 $d = (12)(8) + (24)(100) + (12)(6) = 2568$  m.



### 3.10 Chapter Review

#### Concepts Test

1. True: Max-Min Existence Theorem
2. True: Since  $c$  is an interior point and  $f$  is differentiable ( $f'(c)$  exists), by the Critical Point Theorem,  $c$  is a stationary point ( $f'(c) = 0$ ).
3. True: For example, let  $f(x) = \sin x$ .
4. False:  $f(x) = x^{1/3}$  is continuous and increasing for all  $x$ , but  $f'(x)$  does not exist at  $x = 0$ .
5. True:  $f'(x) = 18x^5 + 16x^3 + 4x$ ;  
 $f''(x) = 90x^4 + 48x^2 + 4$ , which is greater than zero for all  $x$ .
6. False: For example,  $f(x) = x^3$  is increasing on  $[-1, 1]$  but  $f'(0) = 0$ .
7. True: When  $f'(x) > 0$ ,  $f(x)$  is increasing.
8. False: If  $f''(c) = 0$ ,  $c$  is a candidate, but not necessarily an inflection point. For example, if  $f(x) = x^4$ ,  $f''(0) = 0$  but  $x = 0$  is not an inflection point.
9. True:  $f(x) = ax^2 + bx + c$ ;  
 $f'(x) = 2ax + b$ ;  $f''(x) = 2a$
10. True: If  $f(x)$  is increasing for all  $x$  in  $[a, b]$ , the maximum occurs at  $b$ .
11. False:  $\tan^2 x$  has a minimum value of 0. This occurs whenever  $x = k\pi$  where  $k$  is an integer.
12. True:  $\lim_{x \rightarrow \infty} (2x^3 + x) = \infty$  while  
 $\lim_{x \rightarrow -\infty} (2x^3 + x) = -\infty$
13. True:  $\lim_{x \rightarrow \frac{\pi}{2}^-} (2x^3 + x + \tan x) = \infty$  while  
 $\lim_{x \rightarrow -\frac{\pi}{2}^+} (2x^3 + x + \tan x) = -\infty$ .
14. False: At  $x = 3$  there is a removable discontinuity.
15. True:  $\lim_{x \rightarrow \infty} \frac{x^2 + 1}{1 - x^2} = \lim_{x \rightarrow \infty} \frac{1 + \frac{1}{x^2}}{\frac{1}{x^2} - 1}$   
 $= \frac{1}{-1} = -1$  and  
 $\lim_{x \rightarrow -\infty} \frac{x^2 + 1}{1 - x^2} = \lim_{x \rightarrow -\infty} \frac{1 + \frac{1}{x^2}}{\frac{1}{x^2} - 1}$   
 $= \frac{1}{-1} = -1$ .
16. True:  $\frac{3x^2 + 2x + \sin x}{x} - (3x + 2) = \frac{\sin x}{x}$ ;  
 $\lim_{x \rightarrow \infty} \frac{\sin x}{x} = 0$  and  $\lim_{x \rightarrow -\infty} \frac{\sin x}{x} = 0$ .
17. True: The function is differentiable on  $(0, 2)$ .
18. False:  $f'(x) = \frac{x}{|x|}$  so  $f'(0)$  does not exist.
19. False: There are two points:  $x = -\frac{\sqrt{3}}{3}, \frac{\sqrt{3}}{3}$ .
20. True: Let  $g(x) = D$  where  $D$  is any number. Then  $g'(x) = 0$  and so, by Theorem B of Section 3.6,  
 $f(x) = g(x) + C = D + C$ , which is a constant, for all  $x$  in  $(a, b)$ .
21. False: For example if  $f(x) = x^4$ ,  
 $f'(0) = f''(0) = 0$  but  $f$  has a minimum at  $x = 0$ .
22. True:  $\frac{dy}{dx} = \cos x$ ;  $\frac{d^2y}{dx^2} = -\sin x$ ;  $-\sin x = 0$   
has infinitely many solutions.
23. False: The rectangle will have *minimum* perimeter if it is a square.  
 $A = xy = K$ ;  $y = \frac{K}{x}$   
 $P = 2x + \frac{2K}{x}$ ;  $\frac{dP}{dx} = 2 - \frac{2K}{x^2}$ ;  $\frac{d^2P}{dx^2} = \frac{4K}{x^3}$   
 $\frac{dP}{dx} = 0$  and  $\frac{d^2P}{dx^2} > 0$   
when  $x = \sqrt{K}$ ,  $y = \sqrt{K}$ .
24. True: By the Mean Value Theorem, the derivative must be zero between each pair of distinct  $x$ -intercepts.

25. True: If  $f(x_1) < f(x_2)$  and  $g(x_1) < g(x_2)$  for  $x_1 < x_2$ ,  
 $f(x_1) + g(x_1) < f(x_2) + g(x_2)$ , so  $f + g$  is increasing.
26. False: Let  $f(x) = g(x) = 2x$ ,  $f'(x) > 0$  and  $g'(x) > 0$  for all  $x$ , but  
 $f(x)g(x) = 4x^2$  is decreasing on  $(-\infty, 0)$ .
27. True: Since  $f''(x) > 0$ ,  $f'(x)$  is increasing for  $x \geq 0$ . Therefore,  $f'(x) > 0$  for  $x$  in  $[0, \infty)$ , so  $f(x)$  is increasing.
28. False: If  $f(3) = 4$ , the Mean Value Theorem requires that at some point  $c$  in  $[0, 3]$ ,  
 $f'(c) = \frac{f(3) - f(0)}{3 - 0} = \frac{4 - 1}{3 - 0} = 1$  which does not contradict that  $f'(x) \leq 2$  for all  $x$  in  $[0, 3]$ .
29. True: If the function is nondecreasing,  $f'(x)$  must be greater than or equal to zero, and if  $f'(x) \geq 0$ ,  $f$  is nondecreasing. This can be seen using the Mean Value Theorem.
30. True: However, if the constant is 0, the functions are the same.
31. False: For example, let  $f(x) = e^x$ .  
 $\lim_{x \rightarrow -\infty} e^x = 0$ , so  $y = 0$  is a horizontal asymptote.
32. True: If  $f(c)$  is a global maximum then  $f(c)$  is the maximum value of  $f$  on  $(a, b) \leftrightarrow S$  where  $(a, b)$  is any interval containing  $c$  and  $S$  is the domain of  $f$ . Hence,  $f(c)$  is a local maximum value.
33. True:  $f'(x) = 3ax^2 + 2bx + c$ ;  $f'(x) = 0$   
when  $x = \frac{-b \pm \sqrt{b^2 - 3ac}}{3a}$  by the Quadratic Formula.  $f''(x) = 6ax + 2b$  so  
 $f''\left(\frac{-b \pm \sqrt{b^2 - 3ac}}{3a}\right) = \pm 2\sqrt{b^2 - 3ac}$ .  
Thus, if  $b^2 - 3ac > 0$ , one critical point is a local maximum and the other is a local minimum.  
(If  $b^2 - 3ac = 0$  the only critical point

is an inflection point while if  $b^2 - 3ac < 0$  there are no critical points.)  
On an open interval, no local maxima can come from endpoints, so there can be at most one local maximum in an open interval.

34. True:  $f'(x) = a \neq 0$  so  $f(x)$  has no local minima or maxima. On an open interval, no local minima or maxima can come from endpoints, so  $f(x)$  has no local minima.
35. True: Intermediate Value Theorem
36. False: The Bisection Method can be very slow to converge.
37. False:  $x_{n+1} = x_n - \frac{f(x_n)}{f'(x_n)} = -2x_n$ .
38. False: Newton's method can fail to exist for several reasons (e.g. if  $f'(x)$  is 0 at or near  $r$ ). It may be possible to achieve convergence by selecting a different starting value.
39. True: From the Fixed-point Theorem, if  $g$  is continuous on  $[a, b]$  and  
 $a \leq g(x) \leq b$  whenever  $a \leq x \leq b$ , then there is at least one fixed point on  $[a, b]$ . The given conditions satisfy these criteria.
40. True: The Bisection Method always converges as long as the function is continuous and the values of the function at the endpoints are of opposite sign.
41. True: Theorem 3.8.C
42. True: Obtained by integrating both sides of the Product Rule
43. True:  $(-\sin x)^2 = \sin^2 x = 1 - \cos^2 x$
44. True: If  $F(x) = \int f(x) dx$ ,  $f(x)$  is a derivative of  $F(x)$ .
45. False:  $f(x) = x^2 + 2x + 1$  and  
 $g(x) = x^2 + 7x - 5$  are a counter-example.

46. False: The two sides will in general differ by a constant term.
47. True: At any given height, speed on the downward trip is the negative of speed on the upward.

### Sample Test Problems

1.  $f'(x) = 2x - 2$ ;  $2x - 2 = 0$  when  $x = 1$ .

Critical points: 0, 1, 4  
 $f(0) = 0, f(1) = -1, f(4) = 8$   
 Global minimum  $f(1) = -1$ ;  
 global maximum  $f(4) = 8$

2.  $f'(t) = -\frac{1}{t^2}$ ;  $-\frac{1}{t^2}$  is never 0.

Critical points: 1, 4

$$f(1) = 1, f(4) = \frac{1}{4}$$

Global minimum  $f(4) = \frac{1}{4}$ ;  
 global maximum  $f(1) = 1$ .

3.  $f'(z) = -\frac{2}{z^3}$ ;  $-\frac{2}{z^3}$  is never 0.

Critical points:  $-2, -\frac{1}{2}$

$$f(-2) = \frac{1}{4}, f\left(-\frac{1}{2}\right) = 4$$

Global minimum  $f(-2) = \frac{1}{4}$ ;  
 global maximum  $f\left(-\frac{1}{2}\right) = 4$ .

4.  $f'(x) = -\frac{2}{x^3}$ ;  $-\frac{2}{x^3}$  is never 0.

Critical point:  $-2$

$$f(-2) = \frac{1}{4}$$

$f'(x) > 0$  for  $x < 0$ , so  $f$  is increasing.

Global minimum  $f(-2) = \frac{1}{4}$ ; no global maximum.

5.  $f'(x) = \frac{x}{|x|}$ ;  $f'(x)$  does not exist at  $x = 0$ .

Critical points:  $-\frac{1}{2}, 0, 1$

$$f\left(-\frac{1}{2}\right) = \frac{1}{2}, f(0) = 0, f(1) = 1$$

Global minimum  $f(0) = 0$ ;  
 global maximum  $f(1) = 1$

6.  $f'(s) = 1 + \frac{s}{|s|}$ ;  $f'(s)$  does not exist when  $s = 0$ .

For  $s < 0$ ,  $|s| = -s$  so  $f(s) = s - s = 0$  and  
 $f'(s) = 1 - 1 = 0$ .

Critical points: 1 and all  $s$  in  $[-1, 0]$

$f(1) = 2, f(s) = 0$  for  $s$  in  $[-1, 0]$   
 Global minimum  $f(s) = 0, -1 \leq s \leq 0$ ;  
 global maximum  $f(1) = 2$ .

7.  $f'(x) = 12x^3 - 12x^2 = 12x^2(x - 1)$ ;  $f'(x) = 0$  when  $x = 0, 1$

Critical points:  $-2, 0, 1, 3$   
 $f(-2) = 80, f(0) = 0, f(1) = -1, f(3) = 135$   
 Global minimum  $f(1) = -1$ ;  
 global maximum  $f(3) = 135$

8.  $f'(u) = \frac{u(7u - 12)}{3(u - 2)^{2/3}}$ ;  $f'(u) = 0$  when  $u = 0, \frac{12}{7}$

$f'(2)$  does not exist.

Critical points:  $-1, 0, \frac{12}{7}, 2, 3$

$$f(-1) = \sqrt[3]{-3} \approx -1.44, f(0) = 0,$$

$$f\left(\frac{12}{7}\right) = \frac{144}{49} \sqrt[3]{-\frac{2}{7}} \approx -1.94, f(2) = 0, f(3) = 9$$

Global minimum  $f\left(\frac{12}{7}\right) \approx -1.94$ ;

global maximum  $f(3) = 9$

9.  $f'(x) = 10x^4 - 20x^3 = 10x^3(x - 2)$ ;

$f'(x) = 0$  when  $x = 0, 2$

Critical points:  $-1, 0, 2, 3$

$$f(-1) = 0, f(0) = 7, f(2) = -9, f(3) = 88$$

Global minimum  $f(2) = -9$ ;  
 global maximum  $f(3) = 88$

10.  $f'(x) = 3(x-1)^2(x+2)^2 + 2(x-1)^3(x+2)$   
 $= (x-1)^2(x+2)(5x+4); f'(x) = 0$  when  
 $x = -2, -\frac{4}{5}, 1$

Critical points:  $-2, -\frac{4}{5}, 1, 2$

$$f(-2) = 0, f\left(-\frac{4}{5}\right) = -\frac{26,244}{3125} \approx -8.40,$$

$$f(1) = 0, f(2) = 16$$

$$\text{Global minimum } f\left(-\frac{4}{5}\right) \approx -8.40;$$

$$\text{global maximum } f(2) = 16$$

11.  $f'(\theta) = \cos \theta; f'(\theta) = 0$  when  $\theta = \frac{\pi}{2}$  in

$$\left[\frac{\pi}{4}, \frac{4\pi}{3}\right]$$

Critical points:  $\frac{\pi}{4}, \frac{\pi}{2}, \frac{4\pi}{3}$

$$f\left(\frac{\pi}{4}\right) = \frac{1}{\sqrt{2}} \approx 0.71, f\left(\frac{\pi}{2}\right) = 1,$$

$$f\left(\frac{4\pi}{3}\right) = -\frac{\sqrt{3}}{2} \approx -0.87$$

$$\text{Global minimum } f\left(\frac{4\pi}{3}\right) \approx -0.87;$$

$$\text{global maximum } f\left(\frac{\pi}{2}\right) = 1$$

12.  $f'(\theta) = 2 \sin \theta \cos \theta - \cos \theta = \cos \theta(2 \sin \theta - 1);$

$$f'(\theta) = 0 \text{ when } \theta = \frac{\pi}{6}, \frac{\pi}{2}, \frac{5\pi}{6} \text{ in } [0, \pi]$$

Critical points:  $0, \frac{\pi}{6}, \frac{\pi}{2}, \frac{5\pi}{6}, \pi$

$$f(0) = 0, f\left(\frac{\pi}{6}\right) = -\frac{1}{4}, f\left(\frac{\pi}{2}\right) = 0,$$

$$f\left(\frac{5\pi}{6}\right) = -\frac{1}{4}, f(\pi) = 0$$

$$\text{Global minimum } f\left(\frac{\pi}{6}\right) = -\frac{1}{4} \text{ or } f\left(\frac{5\pi}{6}\right) = -\frac{1}{4};$$

$$\text{global maximum } f(0) = 0, f\left(\frac{\pi}{2}\right) = 0, \text{ or}$$

$$f(\pi) = 0$$

13.  $f'(x) = 3 - 2x; f'(x) > 0$  when  $x < \frac{3}{2}.$

$$f''(x) = -2; f''(x) \text{ is always negative.}$$

$$f(x) \text{ is increasing on } \left(-\infty, \frac{3}{2}\right] \text{ and concave down}$$

$$\text{on } (-\infty, \infty).$$

14.  $f'(x) = 9x^8; f'(x) > 0$  for all  $x \neq 0.$

$$f''(x) = 72x^7; f''(x) < 0 \text{ when } x < 0.$$

$f(x)$  is increasing on  $(-\infty, \infty)$  and concave down on  $(-\infty, 0).$

15.  $f'(x) = 3x^2 - 3 = 3(x^2 - 1); f'(x) > 0$  when  
 $x < -1$  or  $x > 1.$

$$f''(x) = 6x; f''(x) < 0 \text{ when } x < 0.$$

$f(x)$  is increasing on  $(-\infty, -1] \cup [1, \infty)$  and concave down on  $(-\infty, 0).$

16.  $f'(x) = -6x^2 - 6x + 12 = -6(x+2)(x-1);$

$$f'(x) > 0 \text{ when } -2 < x < 1.$$

$$f''(x) = -12x - 6 = -6(2x+1); f''(x) < 0 \text{ when}$$

$$x > -\frac{1}{2}.$$

$f(x)$  is increasing on  $[-2, 1]$  and concave down on  
 $\left(-\frac{1}{2}, \infty\right).$

17.  $f'(x) = 4x^3 - 20x^4 = 4x^3(1-5x); f'(x) > 0$

$$\text{when } 0 < x < \frac{1}{5}.$$

$$f''(x) = 12x^2 - 80x^3 = 4x^2(3-20x); f''(x) < 0$$

$$\text{when } x > \frac{3}{20}.$$

$f(x)$  is increasing on  $\left[0, \frac{1}{5}\right]$  and concave down on  
 $\left(\frac{3}{20}, \infty\right).$

18.  $f'(x) = 3x^2 - 6x^4 = 3x^2(1-2x^2); f'(x) > 0$

$$\text{when } -\frac{1}{\sqrt{2}} < x < 0 \text{ and } 0 < x < \frac{1}{\sqrt{2}}.$$

$$f''(x) = 6x - 24x^3 = 6x(1-4x^2); f''(x) < 0 \text{ when}$$

$$-\frac{1}{2} < x < 0 \text{ or } x > \frac{1}{2}.$$

$f(x)$  is increasing on  $\left[-\frac{1}{\sqrt{2}}, \frac{1}{\sqrt{2}}\right]$  and concave

down on  $\left(-\frac{1}{2}, 0\right) \cup \left(\frac{1}{2}, \infty\right).$

19.  $f'(x) = 3x^2 - 4x^3 = x^2(3 - 4x)$ ;  $f'(x) > 0$  when  $x < \frac{3}{4}$ .

$$f''(x) = 6x - 12x^2 = 6x(1 - 2x); f''(x) < 0 \text{ when } x < 0 \text{ or } x > \frac{1}{2}.$$

$f(x)$  is increasing on  $\left(-\infty, \frac{3}{4}\right]$  and concave down on  $(-\infty, 0) \cup \left(\frac{1}{2}, \infty\right)$ .

20.  $g'(t) = 3t^2 - \frac{1}{t^2}$ ;  $g'(t) > 0$  when  $3t^2 > \frac{1}{t^2}$  or  $t^4 > \frac{1}{3}$ , so  $t < -\frac{1}{3^{1/4}}$  or  $t > \frac{1}{3^{1/4}}$ .

$g'(t)$  is increasing on  $\left(-\infty, -\frac{1}{3^{1/4}}\right] \cup \left[\frac{1}{3^{1/4}}, \infty\right)$  and decreasing on  $\left[-\frac{1}{3^{1/4}}, 0\right) \cup \left(0, \frac{1}{3^{1/4}}\right]$ .

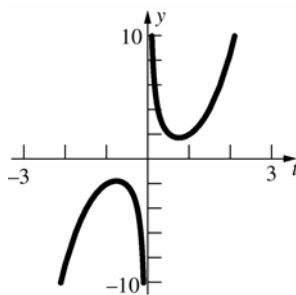
Local minimum  $g\left(\frac{1}{3^{1/4}}\right) = \frac{1}{3^{3/4}} + 3^{1/4} \approx 1.75$ ;

local maximum

$$g\left(-\frac{1}{3^{1/4}}\right) = -\frac{1}{3^{3/4}} - 3^{1/4} \approx -1.75$$

$g''(t) = 6t + \frac{2}{t^3}$ ;  $g''(t) > 0$  when  $t > 0$ .  $g(t)$  has no

inflection point since  $g(0)$  does not exist.



21.  $f'(x) = 2x(x - 4) + x^2 = 3x^2 - 8x = x(3x - 8)$ ;

$$f'(x) > 0 \text{ when } x < 0 \text{ or } x > \frac{8}{3}$$

$f(x)$  is increasing on  $(-\infty, 0] \cup \left[\frac{8}{3}, \infty\right)$  and

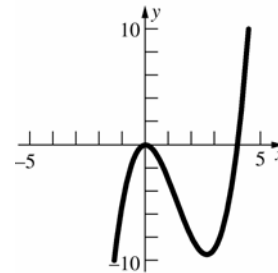
decreasing on  $\left[0, \frac{8}{3}\right]$

Local minimum  $f\left(\frac{8}{3}\right) = -\frac{256}{27} \approx -9.48$ ;

local maximum  $f(0) = 0$

$$f''(x) = 6x - 8; f''(x) > 0 \text{ when } x > \frac{4}{3}.$$

$f(x)$  is concave up on  $\left(\frac{4}{3}, \infty\right)$  and concave down on  $\left(-\infty, \frac{4}{3}\right)$ ; inflection point  $\left(\frac{4}{3}, -\frac{128}{27}\right)$



22.  $f'(x) = -\frac{8x}{(x^2 + 1)^2}$ ;  $f'(x) = 0$  when  $x = 0$ .

$$f''(x) = \frac{8(3x^2 - 1)}{(x^2 + 1)^3}; f''(0) = -8, \text{ so } f(0) = 6 \text{ is a}$$

local maximum.  $f'(x) > 0$  for  $x < 0$  and

$f'(x) < 0$  for  $x > 0$  so

$f(0) = 6$  is a global maximum value.  $f(x)$  has no minimum value.

23.  $f'(x) = 4x^3 - 2$ ;  $f'(x) = 0$  when  $x = \frac{1}{\sqrt[3]{2}}$ .

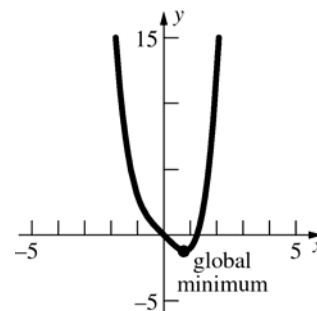
$$f''(x) = 12x^2; f''(x) = 0 \text{ when } x = 0.$$

$$f''\left(\frac{1}{\sqrt[3]{2}}\right) = \frac{12}{2^{2/3}} > 0, \text{ so}$$

$f\left(\frac{1}{\sqrt[3]{2}}\right) = \frac{1}{2^{4/3}} - \frac{2}{2^{1/3}} = -\frac{3}{2^{4/3}}$  is a global minimum.

$f''(x) > 0$  for all  $x \neq 0$ ; no inflection points

No horizontal or vertical asymptotes



24.  $f'(x) = 2(x^2 - 1)(2x) = 4x(x^2 - 1) = 4x^3 - 4x$ ;  
 $f'(x) = 0$  when  $x = -1, 0, 1$ .  
 $f''(x) = 12x^2 - 4 = 4(3x^2 - 1)$ ;  $f''(x) = 0$  when  
 $x = \pm \frac{1}{\sqrt{3}}$ .

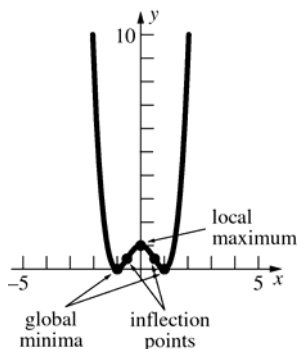
$f''(-1) = 8, f''(0) = -4, f''(1) = 8$

Global minima  $f(-1) = 0, f(1) = 0$ ;

local maximum  $f(0) = 1$

Inflection points  $\left(\pm \frac{1}{\sqrt{3}}, \frac{4}{9}\right)$

No horizontal or vertical asymptotes



25.  $f'(x) = \frac{3x-6}{2\sqrt{x-3}}$ ;  $f'(x) = 0$  when  $x = 2$ , but  $x = 2$

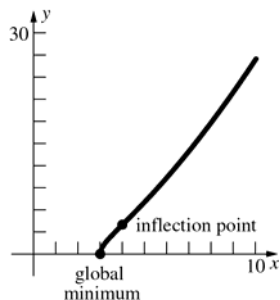
is not in the domain of  $f(x)$ .  $f'(x)$  does not exist when  $x = 3$ .

$f''(x) = \frac{3(x-4)}{4(x-3)^{3/2}}$ ;  $f''(x) = 0$  when  $x = 4$ .

Global minimum  $f(3) = 0$ ; no local maxima

Inflection point  $(4, 4)$

No horizontal or vertical asymptotes.



26.  $f'(x) = -\frac{1}{(x-3)^2}$ ;  $f'(x) < 0$  for all  $x \neq 3$ .

$f''(x) = \frac{2}{(x-3)^3}$ ;  $f''(x) > 0$  when  $x > 3$ .

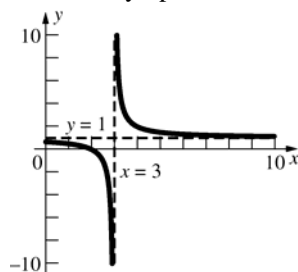
No local minima or maxima

No inflection points

$\lim_{x \rightarrow \infty} \frac{x-2}{x-3} = \lim_{x \rightarrow \infty} \frac{1-\frac{2}{x}}{1-\frac{3}{x}} = 1$

Horizontal asymptote  $y = 1$

Vertical asymptote  $x = 3$



27.  $f'(x) = 12x^3 - 12x^2 = 12x^2(x-1)$ ;  $f'(x) = 0$  when  $x = 0, 1$ .

$f''(x) = 36x^2 - 24x = 12x(3x-2)$ ;  $f''(x) = 0$

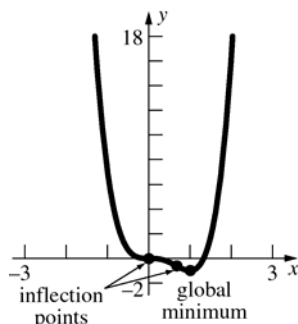
when  $x = 0, \frac{2}{3}$ .

$f''(1) = 12$ , so  $f(1) = -1$  is a minimum.

Global minimum  $f(1) = -1$ ; no local maxima

Inflection points  $(0, 0), \left(\frac{2}{3}, -\frac{16}{27}\right)$

No horizontal or vertical asymptotes.



28.  $f'(x) = 1 + \frac{1}{x^2}$ ;  $f'(x) > 0$  for all  $x \neq 0$ .

$f''(x) = -\frac{2}{x^3}$ ;  $f''(x) > 0$  when  $x < 0$  and

$f''(x) < 0$  when  $x > 0$ .

No local minima or maxima

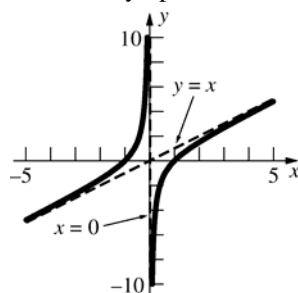
No inflection points

$f(x) = x - \frac{1}{x}$ , so

$\lim_{x \rightarrow \infty} [f(x) - x] = \lim_{x \rightarrow \infty} \left(-\frac{1}{x}\right) = 0$  and  $y = x$  is an

oblique asymptote.

Vertical asymptote  $x = 0$



29.  $f'(x) = 3 + \frac{1}{x^2}$ ;  $f'(x) > 0$  for all  $x \neq 0$ .

$f''(x) = -\frac{2}{x^3}$ ;  $f''(x) > 0$  when  $x < 0$  and

$f''(x) < 0$  when  $x > 0$

No local minima or maxima

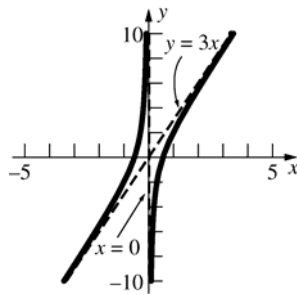
No inflection points

$f(x) = 3x - \frac{1}{x}$ , so

$\lim_{x \rightarrow \infty} [f(x) - 3x] = \lim_{x \rightarrow \infty} \left(-\frac{1}{x}\right) = 0$  and  $y = 3x$  is an

oblique asymptote.

Vertical asymptote  $x = 0$



30.  $f'(x) = -\frac{4}{(x+1)^3}$ ;  $f'(x) > 0$  when  $x < -1$  and

$f'(x) < 0$  when  $x > -1$ .

$f''(x) = \frac{12}{(x+1)^4}$ ;  $f''(x) > 0$  for all  $x \neq -1$ .

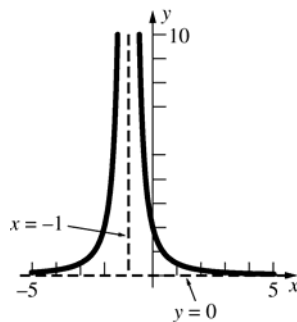
No local minima or maxima

No inflection points

$\lim_{x \rightarrow \infty} f(x) = 0$ ,  $\lim_{x \rightarrow -\infty} f(x) = 0$ , so  $y = 0$  is a

horizontal asymptote.

Vertical asymptote  $x = -1$



31.  $f'(x) = -\sin x - \cos x$ ;  $f'(x) = 0$  when

$x = -\frac{\pi}{4}, \frac{3\pi}{4}$ .

$f''(x) = -\cos x + \sin x$ ;  $f''(x) = 0$  when

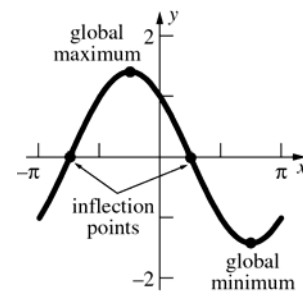
$x = -\frac{3\pi}{4}, \frac{\pi}{4}$ .

$f''\left(-\frac{\pi}{4}\right) = -\sqrt{2}$ ,  $f''\left(\frac{3\pi}{4}\right) = \sqrt{2}$

Global minimum  $f\left(\frac{3\pi}{4}\right) = -\sqrt{2}$ ;

global maximum  $f\left(-\frac{\pi}{4}\right) = \sqrt{2}$

Inflection points  $\left(-\frac{3\pi}{4}, 0\right), \left(\frac{\pi}{4}, 0\right)$



32.  $f'(x) = \cos x - \sec^2 x$ ;  $f'(x) = 0$  when  $x = 0$

$f''(x) = -\sin x - 2\sec^2 x \tan x$

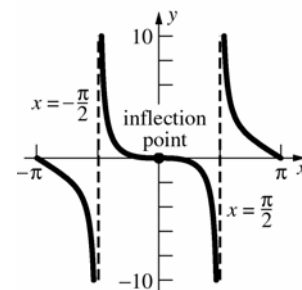
$= -\sin x(1 + 2\sec^3 x)$

$f''(x) = 0$  when  $x = 0$

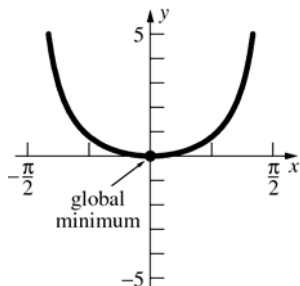
No local minima or maxima

Inflection point  $f(0) = 0$

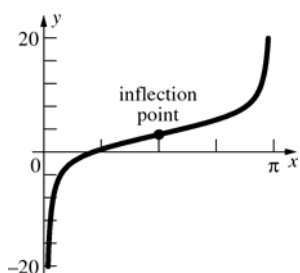
Vertical asymptotes  $x = -\frac{\pi}{2}, \frac{\pi}{2}$



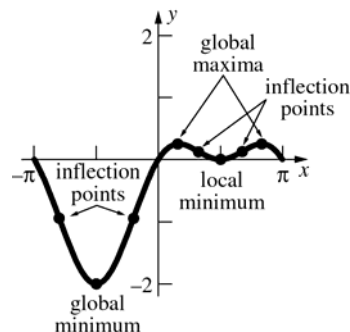
33.  $f'(x) = x \sec^2 x + \tan x$ ;  $f'(x) = 0$  when  $x = 0$   
 $f''(x) = 2 \sec^2 x(1 + x \tan x)$ ;  $f''(x)$  is never 0 on  
 $\left(-\frac{\pi}{2}, \frac{\pi}{2}\right)$ .  
 $f''(0) = 2$   
 Global minimum  $f(0) = 0$



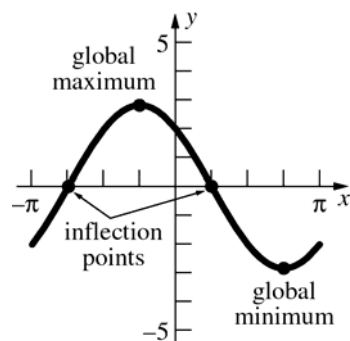
34.  $f'(x) = 2 + \csc^2 x$ ;  $f'(x) > 0$  on  $(0, \pi)$   
 $f''(x) = -2 \cot x \csc^2 x$ ;  $f''(x) = 0$  when  
 $x = \frac{\pi}{2}$ ;  $f''(x) > 0$  on  $\left(\frac{\pi}{2}, \pi\right)$   
 Inflection point  $\left(\frac{\pi}{2}, \pi\right)$



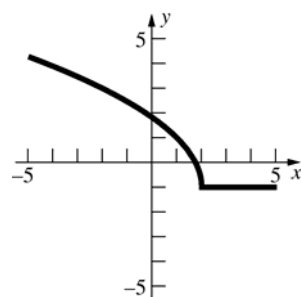
35.  $f'(x) = \cos x - 2 \cos x \sin x = \cos x(1 - 2 \sin x)$ ;  
 $f'(x) = 0$  when  $x = -\frac{\pi}{2}, \frac{\pi}{6}, \frac{\pi}{2}, \frac{5\pi}{6}$   
 $f''(x) = -\sin x + 2 \sin^2 x - 2 \cos^2 x$ ;  $f''(x) = 0$   
 when  $x \approx -2.51, -0.63, 1.00, 2.14$   
 $f''\left(-\frac{\pi}{2}\right) = 3, f''\left(\frac{\pi}{6}\right) = -\frac{3}{2}, f''\left(\frac{\pi}{2}\right) = 1,$   
 $f''\left(\frac{5\pi}{6}\right) = -\frac{3}{2}$   
 Global minimum  $f\left(-\frac{\pi}{2}\right) = -2,$   
 local minimum  $f\left(\frac{\pi}{2}\right) = 0;$   
 global maxima  $f\left(\frac{\pi}{6}\right) = \frac{1}{4}, f\left(\frac{5\pi}{6}\right) = \frac{1}{4}$   
 Inflection points  $(-2.51, -0.94),$   
 $(-0.63, -0.94), (1.00, 0.13), (2.14, 0.13)$



36.  $f'(x) = -2 \sin x - 2 \cos x$ ;  $f'(x) = 0$  when  
 $x = -\frac{\pi}{4}, \frac{3\pi}{4}$ .  
 $f''(x) = -2 \cos x + 2 \sin x$ ;  $f''(x) = 0$  when  
 $x = -\frac{3\pi}{4}, \frac{\pi}{4}$ .  
 $f''\left(-\frac{\pi}{4}\right) = -2\sqrt{2}, f''\left(\frac{3\pi}{4}\right) = 2\sqrt{2}$   
 Global minimum  $f\left(\frac{3\pi}{4}\right) = -2\sqrt{2};$   
 global maximum  $f\left(-\frac{\pi}{4}\right) = 2\sqrt{2}$   
 Inflection points  $\left(-\frac{3\pi}{4}, 0\right), \left(\frac{\pi}{4}, 0\right)$

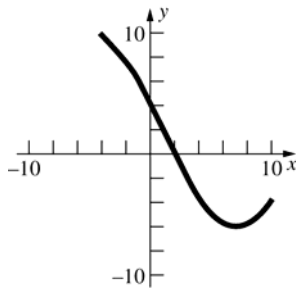


37.

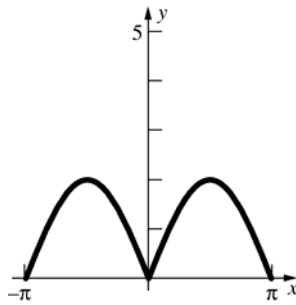




38.



39.



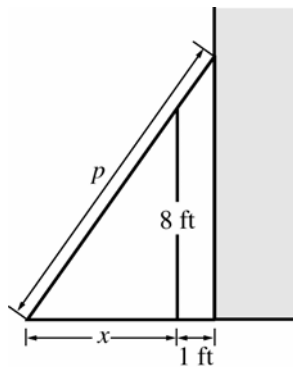
40. Let  $x$  be the length of a turned up side and let  $l$  be the (fixed) length of the sheet of metal.

$$V = x(16 - 2x)l = 16xl - 2x^2l$$

$$\frac{dV}{dx} = 16l - 4xl; V' = 0 \text{ when } x = 4$$

$$\frac{d^2V}{dx^2} = -4l; 4 \text{ inches should be turned up for each side.}$$

41. Let  $p$  be the length of the plank and let  $x$  be the distance from the fence to where the plank touches the ground. See the figure below.



By properties of similar triangles,

$$\frac{p}{x+1} = \frac{\sqrt{x^2 + 64}}{x}$$

$$p = \left(1 + \frac{1}{x}\right)\sqrt{x^2 + 64}$$

Minimize  $p$ :

$$\frac{dp}{dx} = -\frac{1}{x^2}\sqrt{x^2 + 64} + \left(1 + \frac{1}{x}\right)\frac{x}{\sqrt{x^2 + 64}}$$

$$= \frac{1}{x^2\sqrt{x^2 + 64}} \left( -(x^2 + 64) + \left(1 + \frac{1}{x}\right)x^3 \right)$$

$$= \frac{x^3 - 64}{x^2\sqrt{x^2 + 64}}$$

$$\frac{x^3 - 64}{x^2\sqrt{x^2 + 64}} = 0; x = 4$$

$$\frac{dp}{dx} < 0 \text{ if } x < 4, \frac{dp}{dx} > 0 \text{ if } x > 4$$

$$\text{When } x = 4, p = \left(1 + \frac{1}{4}\right)\sqrt{16 + 64} \approx 11.18 \text{ ft.}$$

42. Let  $x$  be the width and  $y$  the height of a page.

$A = xy$ . Because of the margins,

$$(y - 4)(x - 3) = 27 \text{ or } y = \frac{27}{x - 3} + 4$$

$$A = \frac{27x}{x - 3} + 4x;$$

$$\frac{dA}{dx} = \frac{(x - 3)(27) - 27x}{(x - 3)^2} + 4 = -\frac{81}{(x - 3)^2} + 4$$

$$\frac{dA}{dx} = 0 \text{ when } x = -\frac{3}{2}, \frac{15}{2}$$

$$\frac{d^2A}{dx^2} = \frac{162}{(x - 3)^3}; \frac{d^2A}{dx^2} > 0 \text{ when } x = \frac{15}{2}$$

$$x = \frac{15}{2}; y = 10$$

43.  $\frac{1}{2}\pi r^2 h = 128\pi$

$$h = \frac{256}{r^2}$$

Let  $S$  be the surface area of the trough.

$$S = \pi r^2 + \pi r h = \pi r^2 + \frac{256\pi}{r}$$

$$\frac{dS}{dr} = 2\pi r - \frac{256\pi}{r^2}$$

$$2\pi r - \frac{256\pi}{r^2} = 0; r^3 = 128, r = 4\sqrt[3]{2}$$

$$\text{Since } \frac{d^2S}{dr^2} > 0 \text{ when } r = 4\sqrt[3]{2}, r = 4\sqrt[3]{2}$$

minimizes  $S$ .

$$h = \frac{256}{(4\sqrt[3]{2})^2} = 8\sqrt[3]{2}$$

$$44. f'(x) = \begin{cases} \frac{x}{2} + \frac{3}{2} & \text{if } -2 < x < 0 \\ -\frac{x+2}{3} & \text{if } 0 < x < 2 \end{cases}$$

$$\frac{x}{2} + \frac{3}{2} = 0; x = -3, \text{ which is not in the domain.}$$

$$-\frac{x+2}{3} = 0; x = -2, \text{ which is not in the domain.}$$

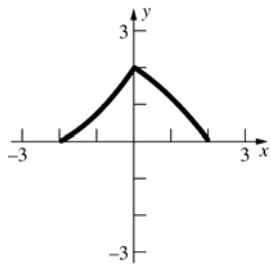
Critical points:  $x = -2, 0, 2$

$$f(-2) = 0, f(0) = 2, f(2) = 0$$

Minima  $f(-2) = 0, f(2) = 0$ , maximum  $f(0) = 2$ .

$$f''(x) = \begin{cases} \frac{1}{2} & \text{if } -2 < x < 0 \\ -\frac{1}{3} & \text{if } 0 < x < 2 \end{cases}$$

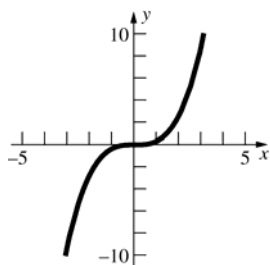
Concave up on  $(-2, 0)$ , concave down on  $(0, 2)$



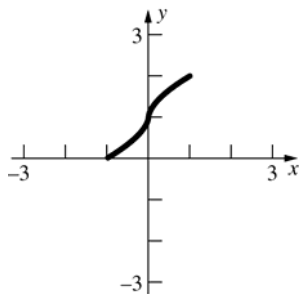
$$45. a. f'(x) = x^2$$

$$\frac{f(3) - f(-3)}{3 - (-3)} = \frac{9 + 9}{6} = 3$$

$$c^2 = 3; c = -\sqrt{3}, \sqrt{3}$$



b. The Mean Value Theorem does not apply because  $F'(0)$  does not exist.

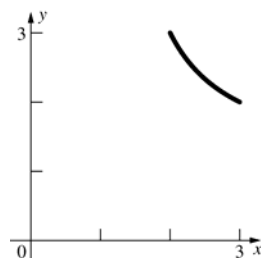


$$c. g'(x) = \frac{(x-1) - (x+1)}{(x-1)^2} = \frac{-2}{(x-1)^2}$$

$$\frac{g(3) - g(2)}{3 - 2} = \frac{2 - 3}{1} = -1$$

$$\frac{-2}{(c-1)^2} = -1; c = 1 \pm \sqrt{2}$$

Only  $c = 1 + \sqrt{2}$  is in the interval  $(2, 3)$ .



$$46. \frac{dy}{dx} = 4x^3 - 18x^2 + 24x - 3$$

$$\frac{d^2y}{dx^2} = 12x^2 - 36x + 24; 12(x^2 - 3x + 2) = 0 \text{ when } x = 1, 2$$

Inflection points:  $x = 1, y = 5$

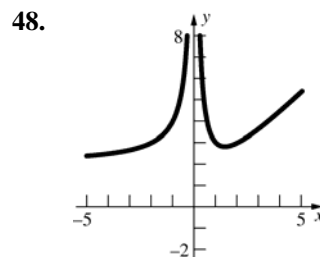
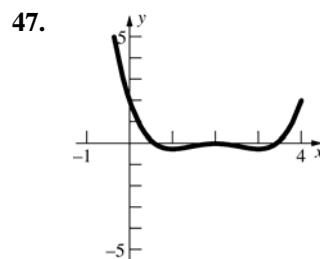
and  $x = 2, y = 11$

$$\text{Slope at } x = 1: \left. \frac{dy}{dx} \right|_{x=1} = 7$$

$$\text{Tangent line: } y - 5 = 7(x - 1); y = 7x - 2$$

$$\text{Slope at } x = 2: \left. \frac{dy}{dx} \right|_{x=2} = 5$$

$$\text{Tangent line: } y - 11 = 5(x - 2); y = 5x + 1$$



49. Let  $f(x) = 3x - \cos 2x$ ;  $a_1 = 0$ ,  $b_1 = 1$ .

$$f(0) = -1; f(1) \approx 3.4161468$$

$n$	$h_n$	$m_n$	$f(m_n)$
1	0.5	0.5	0.9596977
2	0.25	0.25	-0.1275826
3	0.125	0.375	0.3933111
4	0.0625	0.3125	0.1265369
5	0.03125	0.28125	-0.0021745
6	0.015625	0.296875	0.0617765
7	0.0078125	0.2890625	0.0296988
8	0.0039063	0.2851563	0.0137364
9	0.0019532	0.2832031	0.0057745
10	0.0009766	0.2822266	0.0017984
11	0.0004883	0.2817383	-0.0001884
12	0.0002442	0.2819824	0.0008049
13	0.0001221	0.2818604	0.0003082
14	0.0000611	0.2817994	0.0000600
15	0.0000306	0.2817689	-0.0000641
16	0.0000153	0.2817842	-0.0000018
17	0.0000077	0.2817918	0.0000293
18	0.0000039	0.2817880	0.0000138
19	0.0000020	0.2817861	0.0000061
20	0.0000010	0.2817852	0.0000022
21	0.0000005	0.2817847	0.0000004
22	0.0000003	0.2817845	-0.0000006
23	0.0000002	0.2817846	-0.0000000

$$x \approx 0.281785$$

50.  $f(x) = 3x - \cos 2x$ ,  $f'(x) = 3 + 2 \sin 2x$

$$\text{Let } x_1 = 0.5.$$

$n$	$x_n$
1	0.5
2	0.2950652
3	0.2818563
4	0.2817846
5	0.2817846

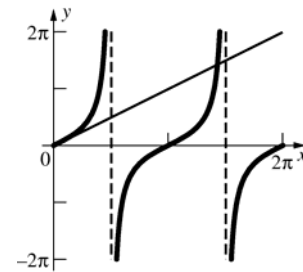
$$x \approx 0.281785$$

51.  $x_{n+1} = \frac{\cos 2x_n}{3}$

$n$	$x_n$
1	0.5
2	0.18010
3	0.311942
4	0.270539
5	0.285718
6	0.280375
7	0.282285
8	0.281606
9	0.281848
10	0.281762
11	0.281793
12	0.281782
13	0.281786
14	0.281784
15	0.281785
16	0.281785

$$x \approx 0.2818$$

52.  $y = x$  and  $y = \tan x$



$$\text{Let } x_1 = \frac{11\pi}{8}.$$

$$f(x) = x - \tan x, f'(x) = 1 - \sec^2 x.$$

$n$	$x_n$
1	$\frac{11\pi}{8}$
2	4.64661795
3	4.60091050
4	4.54662258
5	4.50658016
6	4.49422443
7	4.49341259
8	4.49340946

$$x \approx 4.4934$$

$$\begin{aligned}
53. \quad & \int (x^3 - 3x^2 + 3\sqrt{x}) dx \\
&= \int (x^3 - 3x^2 + 3x^{1/2}) dx \\
&= \frac{1}{4}x^4 - x^3 + 3 \cdot \frac{2}{3}x^{3/2} + C \\
&= \frac{1}{4}x^4 - x^3 + 2x^{3/2} + C
\end{aligned}$$

$$\begin{aligned}
54. \quad & \int \frac{2x^4 - 3x^2 + 1}{x^2} dx \\
&= \int (2x^2 - 3 + x^{-2}) dx \\
&= \frac{2}{3}x^3 - 3x - x^{-1} + C \\
&= \frac{2x^3}{3} - 3x - \frac{1}{x} + C \quad \text{or} \quad \frac{2x^4 - 9x^2 - 3}{3x} + C
\end{aligned}$$

$$\begin{aligned}
55. \quad & \int \frac{y^3 - 9y \sin y + 26y^{-1}}{y} dy \\
&= \int (y^2 - 9 \sin y + 26) dy \\
&= \frac{1}{3}y^3 + 9 \cos y + 26y + C
\end{aligned}$$

$$\begin{aligned}
56. \quad & \text{Let } u = y^2 - 4; \text{ then } du = 2y dy \text{ or } \frac{1}{2} du = y dy. \\
& \int y \sqrt{y^2 - 4} dy = \int \sqrt{u} \cdot \frac{1}{2} du \\
&= \frac{1}{2} \int u^{1/2} du \\
&= \frac{1}{2} \cdot \frac{2}{3} u^{3/2} + C \\
&= \frac{1}{3} (y^2 - 4)^{3/2} + C
\end{aligned}$$

$$\begin{aligned}
57. \quad & \text{Let } u = 2z^2 - 3; \text{ then } du = 4z dz \text{ or } \frac{1}{4} du = z dz. \\
& \int z (2z^2 - 3)^{1/3} dz = \int u^{1/3} \cdot \frac{1}{4} du \\
&= \frac{1}{4} \int u^{1/3} du \\
&= \frac{1}{4} \cdot \frac{3}{4} u^{4/3} + C \\
&= \frac{3}{16} (2z^2 - 3)^{4/3} + C
\end{aligned}$$

$$\begin{aligned}
58. \quad & \text{Let } u = \cos x; \text{ then } du = -\sin x dx \text{ or} \\
& -du = \sin x dx.
\end{aligned}$$

$$\begin{aligned}
& \int \cos^4 x \sin x dx = \int (\cos x)^4 \sin x dx \\
&= \int u^4 \cdot -du \\
&= -\int u^4 du \\
&= -\frac{1}{5} u^5 + C \\
&= -\frac{1}{5} \cos^5 x + C
\end{aligned}$$

$$\begin{aligned}
59. \quad & u = \tan(3x^2 + 6x), du = (6x + 6) \sec^2(3x^2 + 6x) \\
& \int (x + 1) \tan^2(3x^2 + 6x) \sec^2(3x^2 + 6x) dx \\
&= \frac{1}{6} \int u^2 du = \frac{1}{18} u^3 + C \\
&= \frac{1}{18} \tan^3(3x^2 + 6x) + C
\end{aligned}$$

$$\begin{aligned}
60. \quad & u = t^4 + 9, du = 4t^3 dt \\
& \int \frac{t^3}{\sqrt{t^4 + 9}} dt = \int \frac{\frac{1}{4} du}{\sqrt{u}} \\
&= \frac{1}{4} \int u^{-1/2} du \\
&= \frac{1}{4} \cdot 2u^{1/2} + C \\
&= \frac{1}{2} \sqrt{t^4 + 9} + C
\end{aligned}$$

$$\begin{aligned}
61. \quad & \text{Let } u = t^5 + 5; \text{ then } du = 5t^4 dt \text{ or } \frac{1}{5} du = t^4 dt. \\
& \int t^4 (t^5 + 5)^{2/3} dt = \int \frac{1}{5} u^{2/3} du \\
&= \frac{1}{5} \int u^{2/3} du \\
&= \frac{1}{5} \cdot \frac{3}{5} u^{5/3} + C \\
&= \frac{3}{25} (t^5 + 5)^{5/3} + C
\end{aligned}$$

62. Let  $u = x^2 + 4$ ; then  $du = 2x dx$  or  $\frac{1}{2} du = x dx$ .

$$\begin{aligned}\int \frac{x}{\sqrt{x^2 + 4}} dx &= \frac{1}{2} \int \frac{du}{\sqrt{u}} \\ &= \frac{1}{2} \int u^{-1/2} du \\ &= \frac{1}{2} \cdot 2u^{1/2} + C \\ &= \sqrt{x^2 + 4} + C\end{aligned}$$

63. Let  $u = x^3 + 9$ ; then  $du = 3x^2 dx$  or  $\frac{1}{3} du = x^2 dx$ .

$$\begin{aligned}\int \frac{x^2}{\sqrt{x^3 + 9}} dx &= \frac{1}{3} \int \frac{du}{\sqrt{u}} \\ &= \frac{1}{3} \int u^{-1/2} du \\ &= \frac{1}{3} \cdot 2u^{1/2} + C \\ &= \frac{2}{3} \sqrt{x^3 + 9} + C\end{aligned}$$

64. Let  $u = y + 1$ ; then  $du = dy$ .

$$\begin{aligned}\int \frac{1}{(y+1)^2} dy &= \int \frac{1}{u^2} du \\ &= \int u^{-2} du \\ &= -u^{-1} + C \\ &= -\frac{1}{y+1} + C\end{aligned}$$

65. Let  $u = 2y - 1$ ; then  $du = 2dy$ .

$$\begin{aligned}\int \frac{2}{(2y-1)^3} dy &= \int \frac{du}{u^3} \\ &= \int u^{-3} du \\ &= -\frac{1}{2} u^{-2} + C \\ &= -\frac{1}{2(2y-1)^2} + C\end{aligned}$$

66. Let  $u = y^3 - 3y$ ; then

$$du = (3y^2 - 3) dy = 3(y^2 - 1) dy.$$

$$\begin{aligned}\int \frac{y^2 - 1}{(y^3 - 3y)^2} dy &= \frac{1}{3} \int \frac{du}{u^2} \\ &= \frac{1}{3} \int u^{-2} du \\ &= \frac{1}{3} \cdot -u^{-1} + C \\ &= -\frac{1}{3} \cdot \frac{1}{y^3 - 3y} + C \\ &= -\frac{1}{3y^3 - 9y} + C\end{aligned}$$

67.  $u = 2y^3 + 3y^2 + 6y$ ,  $du = (6y^2 + 6y + 6) dy$

$$\frac{1}{6} \int u^{-1/5} du = \frac{5}{24} (2y^3 + 3y^2 + 6y)^{4/5} + C$$

68.  $\int dy = \int \sin x dx$

$$y = -\cos x + C$$

$$y = -\cos x + 3$$

69.  $\int dy = \int \frac{1}{\sqrt{x+1}} dx$

$$y = 2\sqrt{x+1} + C$$

$$y = 2\sqrt{x+1} + 14$$

70.  $\int \sin y dy = \int dx$

$$-\cos y = x + C$$

$$x = -1 - \cos y$$

71.  $\int dy = \int \sqrt{2t-1} dt$

$$y = \frac{1}{3} (2t-1)^{3/2} + C$$

$$y = \frac{1}{3} (2t-1)^{3/2} - 1$$

72.  $\int y^{-4} dy = \int t^2 dt$

$$-\frac{1}{3y^3} = \frac{t^3}{3} + C$$

$$-\frac{1}{3y^3} = \frac{t^3}{3} - \frac{2}{3}$$

$$y = \sqrt[3]{\frac{1}{2-t^3}}$$

$$73. \int 2y \, dy = \int (6x - x^3) \, dx$$

$$y^2 = 3x^2 - \frac{1}{4}x^4 + C$$

$$y^2 = 3x^2 - \frac{1}{4}x^4 + 9$$

$$y = \sqrt{3x^2 - \frac{1}{4}x^4 + 9}$$

$$74. \int \cos y \, dy = \int x \, dx$$

$$\sin y = \frac{x^2}{2} + C$$

$$y = \sin^{-1} \left( \frac{x^2}{2} \right)$$

$$75. s(t) = -16t^2 + 48t + 448; s = 0 \text{ at } t = 7;$$

$$v(t) = s'(t) = -32t + 48$$

$$\text{when } t = 7, v = -32(7) + 48 = -176 \text{ ft/s}$$

$$7. A_{\text{region}} = 0.5(1 + 1.5 + 2 + 2.5) = 3.5$$

$$8. A_{\text{region}} = 0.5(1.5 + 2 + 2.5 + 3) = 4.5$$

$$9. A_{\text{region}} = A_{\text{rect}} + A_{\text{tri}} = 1x + \frac{1}{2}x \cdot x = \frac{1}{2}x^2 + x$$

$$10. A_{\text{region}} = \frac{1}{2}bh = \frac{1}{2}x \cdot xt = \frac{1}{2}x^2t$$

$$11. y = 5 - x; A_{\text{region}} = A_{\text{rect}} + A_{\text{tri}} \\ = 2(2) + \frac{1}{2}(2)(2) = 6$$

$$12. A_{\text{region}} = A_{\text{rect}} + A_{\text{tri}} \\ = 1(1) + \frac{1}{2}(1)(7) = 4.5$$

## Review and Preview Problems

$$1. A_{\text{region}} = \frac{1}{2}bh = \frac{1}{2}aa \sin 60^\circ = \frac{\sqrt{3}}{4}a^2$$

$$2. A_{\text{region}} = 6 \left( \frac{1}{2} \text{base} \times \text{height} \right) = 6 \left( \frac{1}{2}a \right) \left( \frac{\sqrt{3}}{2}a \right) \\ = \frac{3\sqrt{3}}{2}a^2$$

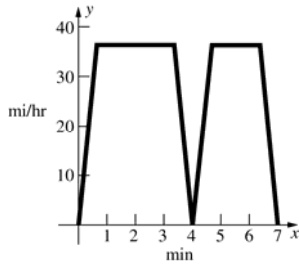
$$3. A_{\text{region}} = 10 \left( \frac{1}{2} \text{base} \times \text{height} \right) = 5 \frac{a^2}{4} \cot 36^\circ \\ = \frac{5}{4}a^2 \cot 36^\circ$$

$$4. A_{\text{region}} = A_{\text{rect}} + A_{\text{tri}} = 17(8.5) + \frac{1}{2}17 \left( \frac{8.5}{\tan 45^\circ} \right) \\ = 216.75$$

$$5. A_{\text{region}} = A_{\text{rect}} + A_{\text{semic.}} = 3.6 \cdot 5.8 + \frac{1}{2}\pi(1.8)^2 \\ \approx 25.97$$

$$6. A_{\text{region}} = A_{\#5} + 2A_{\text{tri}} = 25.97 + 2 \left( \frac{1}{2} \cdot 1.2 \right) 5.8 \\ = 32.93$$

33. a.



- b. Since the trip that involves 1 min more travel time at speed  $v_m$  is 0.6 mi longer,  
 $v_m = 0.6 \text{ mi/min}$   
 $= 36 \text{ mi/h.}$

- c. From part b,  $v_m = 0.6 \text{ mi/min}$ . Note that the average speed during acceleration and deceleration is  $\frac{v_m}{2} = 0.3 \text{ mi/min}$ . Let  $t$  be the time spent between stop C and stop D at the constant speed  $v_m$ , so  
 $0.6t + 0.3(4 - t) = 2 \text{ miles.}$  Therefore,  
 $t = 2\frac{2}{3} \text{ min}$  and the time spent accelerating  
is  $\frac{4 - 2\frac{2}{3}}{2} = \frac{2}{3} \text{ min.}$   
 $a = \frac{0.6 - 0}{\frac{2}{3}} = 0.9 \text{ mi/min}^2.$

34. For the balloon,  $\frac{dh}{dt} = 4$ , so  $h(t) = 4t + C_1$ . Set  $t = 0$  at the time when Victoria threw the ball, and height 0 at the ground, then  $h(t) = 4t + 64$ . The height of the ball is given by  $s(t) = -16t^2 + v_0t$ , since  $s_0 = 0$ . The maximum height of the ball is when  $t = \frac{v_0}{32}$ , since then  $s'(t) = 0$ . At this time  
 $h(t) = s(t)$  or  $4\left(\frac{v_0}{32}\right) + 64 = -16\left(\frac{v_0}{32}\right)^2 + v_0\left(\frac{v_0}{32}\right).$   
Solve this for  $v_0$  to get  $v_0 \approx 68.125$  feet per second.

35. a.  $\frac{dV}{dt} = C_1\sqrt{h}$  where  $h$  is the depth of the water. Here,  $V = \pi r^2 h = 100h$ , so  $h = \frac{V}{100}$ .  
Hence  $\frac{dV}{dt} = C_1\frac{\sqrt{V}}{10}$ ,  $V(0) = 1600$ ,  
 $V(40) = 0.$

- b.  $\int 10V^{-1/2}dV = \int C_1 dt$ ;  $20\sqrt{V} = C_1t + C_2$ ;  
 $V(0) = 1600$ :  $C_2 = 20 \cdot 40 = 800$ ;  
 $V(40) = 0$ :  $C_1 = -\frac{800}{40} = -20$   
 $V(t) = \frac{1}{400}(-20t + 800)^2 = (40 - t)^2$

- c.  $V(10) = (40 - 10)^2 = 900 \text{ cm}^3$

36. a.  $\frac{dP}{dt} = C_1\sqrt[3]{P}$ ,  $P(0) = 1000$ ,  $P(10) = 1700$   
where  $t$  is the number of years since 1980.

- b.  $\int P^{-1/3}dP = \int C_1 dt$ ;  $\frac{3}{2}P^{2/3} = C_1t + C_2$   
 $P(0) = 1000$ :  $C_2 = \frac{3}{2} \cdot 1000^{2/3} = 150$   
 $P(10) = 1700$ :  $C_1 = \frac{\frac{3}{2} \cdot 1700^{2/3} - 150}{10}$   
 $\approx 6.3660$   
 $P = (4.2440t + 100)^{3/2}$

- c.  $4000 = (4.2440t + 100)^{3/2}$   
 $t = \frac{4000^{2/3} - 100}{4.2440} \approx 35.812$   
 $t \approx 36$  years, so the population will reach 4000 by 2016.

37. Initially,  $v = -32t$  and  $s = -16t^2 + 16$ .  $s = 0$  when  $t = 1$ . Later, the ball falls 9 ft in a time given by  
 $0 = -16t^2 + 9$ , or  $\frac{3}{4}$  s, and on impact has a  
velocity of  $-32\left(\frac{3}{4}\right) = -24 \text{ ft/s}$ . By symmetry,  
24 ft/s must be the velocity right after the first bounce. So

- a.  $v(t) = \begin{cases} -32t & \text{for } 0 \leq t < 1 \\ -32(t-1) + 24 & \text{for } 1 < t \leq 2.5 \end{cases}$

- b.  $9 = -16t^2 + 16 \Rightarrow t \approx 0.66 \text{ sec}$ ;  $s$  also equals 9 at the apex of the first rebound at  $t = 1.75 \text{ sec}$ .